

## **NEW** DCU 2 YPV 1100 2M 2S (900 923)


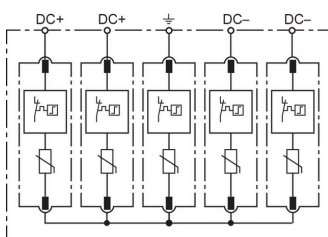
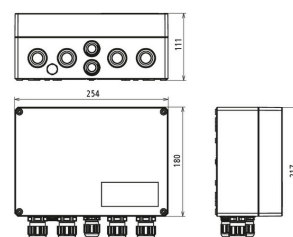


Figure without obligation



Basic circuit diagram DCU 2 YPV 1100 2M 2S



Dimension drawing DCU 2 YPV 1100 2M 2S

Generator junction box for PV systems of up to 1100 V DC for protecting two MPP inputs and two strings. With surge protection and push-in terminals for the input and output.

Type	DCU 2 YPV 1100 2M 2S
Part No.	900 923
SPD according to EN 61643-31 / IEC 61643-31	type 2 / class II
Max. PV voltage ( $U_{CPV}$ )	1100 V
Short-circuit current rating ( $I_{SCP}$ )	10 kA
Total discharge current (8/20 $\mu$ s) ( $I_{total}$ )	40 kA
Nominal discharge current (8/20 $\mu$ s) [(DC+/DC-) --> PE] ( $I_n$ )	20 kA
Max. discharge current (8/20 $\mu$ s) [(DC+/DC-) --> PE] ( $I_{max}$ )	40 kA
Voltage protection level ( $U_P$ )	$\leq 4$ kV
Nominal load current ( $I_L$ )	40 A
Response time ( $t_A$ )	$\leq 25$ ns
Operating temperature range ( $T_U$ )	-35 °C ... +80 °C
Operating state / fault indication	green / red
Number of ports	1
Cross-sectional area (min.)	2.5 mm <sup>2</sup> solid / flexible
Cross-sectional area (max.)	6 mm <sup>2</sup> solid / flexible
Place of installation	outdoor
Degree of protection	IP 65
Rated insulation voltage (DC) ( $U_i$ )	1500 V
Type	with pressure compensating element
Cover	transparent cover with product label
Colour of enclosure	grey
Number of cable entries	4x 3-fold screw connection
Number of cable entries	2x M20 (16 mm <sup>2</sup> )
Weight	1,74 kg
Customs tariff number (Comb. Nomenclature EU)	85372091
GTIN	4013364492400
PU	1 pc(s)

We reserve the right to introduce changes in performance, configuration and technology, dimensions, weights and materials in the course of technical progress. The figures are shown without obligation.