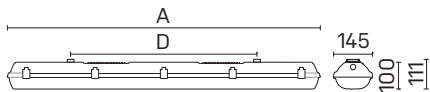



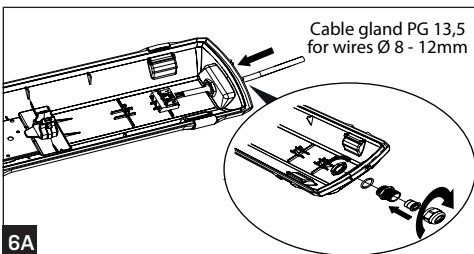
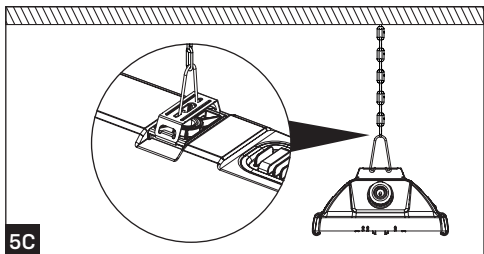
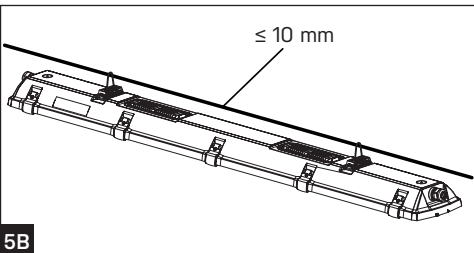
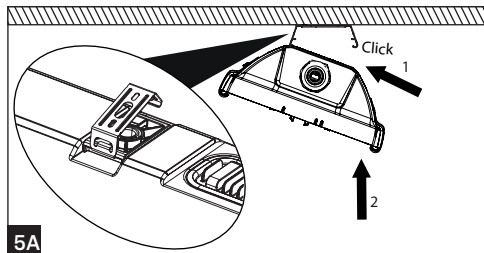
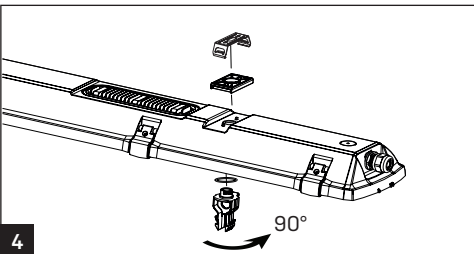
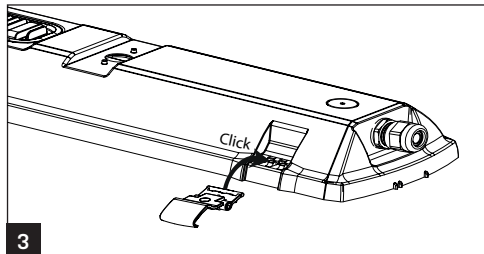
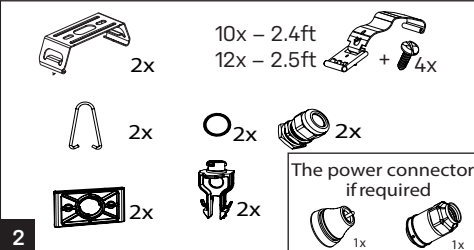
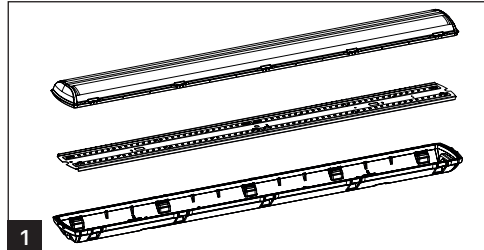
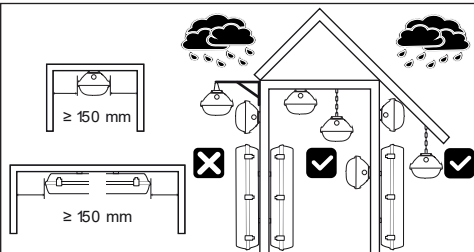
IP66



220-240V
50/60Hz



	A [mm]	D [mm]
2.4ft	1172	700
2.5ft	1452	940



IP66



230V
50/60Hz

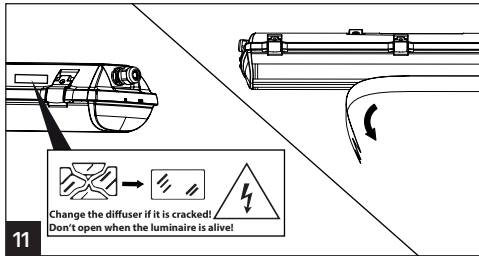
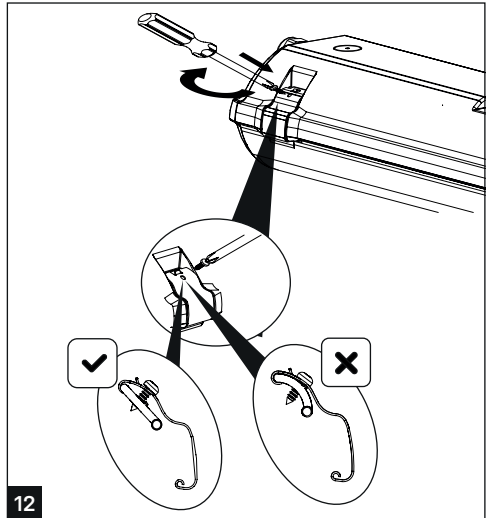
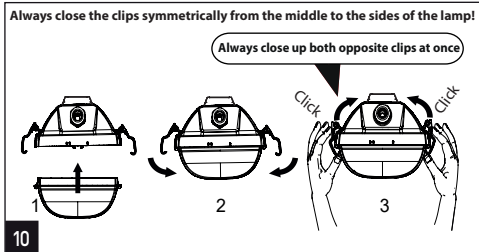
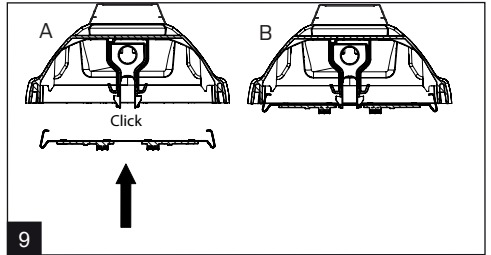
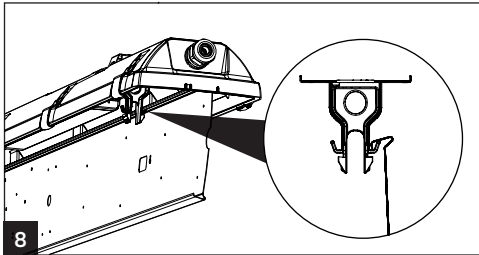
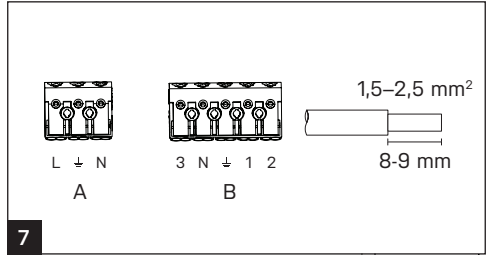
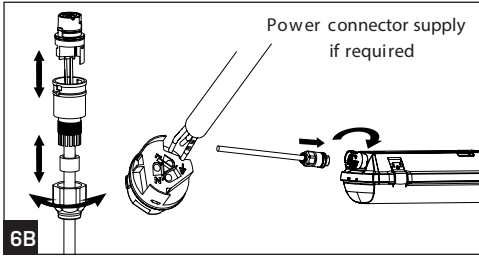



Table of maximal number of luminaires in one line				10A B	16A B	10A C	16A C
Length	Σ1m	Σ1m	Σ1m	luminaires	luminaires	luminaires	luminaires
1.5ft	4000	5500		11	18	18	30
2.4ft	6400	8800		11	18	18	30
2.5ft	8000	11000		11	18	18	30

Installation can only be carried out by an authorized person and according to the mounting instructions. Any other installation is considered to be improper. For right finished mounting is necessary ensure by screws the clips holding the diffuser - shown picture no.12. For well installation and good luminaire work is necessary ensure a planarity of a mounting surface. Make sure that the luminaire is always disconnected from the power supply before the installation work. Do not use the luminaire if damaged or if damaged the power cable. Only damp microfiber cloth can be used for cleaning. Technical changes are subjected without notice. Do not dispose the luminaire or its parts as household waste, but make the proper recycling.



The light source in this luminaire may be replaced only by the manufacturer or its contractual service technician or similarly qualified person!

