


Environmental product declaration

in accordance with ISO 14025 and EN 15804+A2

AMOSoft G2 1x70



amokabel
CABLE FOR LIFE

The Norwegian EPD Foundation

Owner of the declaration:

Amokabel AB

Product:

AMOSoft G2 1x70

Declared unit:

1 m

This declaration is based on Product Category Rules:

CEN Standard EN 15804:2012+A2:2019 serves as core PCR

NPCR 027:2020 Part B for Electrical cables and wires

Program operator:

The Norwegian EPD Foundation

Declaration number:

NEPD-9960-9938

Registration number:

NEPD-9960-9938

Issue date:

07.05.2025

Valid to:

07.05.2030

EPD software:

LCAno EPD generator ID: 940436

General information

Product

AMOSoft G2 1x70

Program operator:

The Norwegian EPD Foundation
Post Box 5250 Majorstuen, 0303 Oslo, Norway
Phone: +47 977 22 020
web: www.epd-norge.no

Declaration number:

NEPD-9960-9938

This declaration is based on Product Category Rules:

CEN Standard EN 15804:2012+A2:2019 serves as core PCR
NPCR 027:2020 Part B for Electrical cables and wires

Statement of liability:

The owner of the declaration shall be liable for the underlying information and evidence. EPD Norway shall not be liable with respect to manufacturer information, life cycle assessment data and evidences.

Declared unit:

1 m AMOSoft G2 1x70

Declared unit with option:

A1, A2, A3, A4, A5, C1, C2, C3, C4, D

Functional unit:

1 m of Amokabel AMOSoft G2 1x70 installed, including waste treatment at end-of-life.

General information on verification of EPD from EPD tools:

Independent verification of data, other environmental information and the declaration according to ISO 14025:2010, § 8.1.3 and § 8.1.4. Verification of each EPD is made according to EPD-Norway's guidelines for verification and approval requiring that tools are i) integrated into the company's environmental management system, ii) the procedures for use of the EPD tool are approved by EPD-Norway, and iii) the process is reviewed annually by an independent third party verifier. See Appendix G of EPD-Norway's General Programme Instructions for further information on EPD tools

Verification of EPD tool:

Independent third party verification of the EPD tool, background data and test-EPD in accordance with EPDNorway's procedures and guidelines for verification and approval of EPD tools. Approval number: NEPDT32.

Third party verifier:

Vito D'Incognito, Take Care International

(no signature required)

Owner of the declaration:

Amokabel AB
Contact person: Oskar Wijk
Phone: +46 481-750 810
e-mail: oskar.wijk@amokabel.com

Manufacturer:

Amokabel AB

Place of production:

Amokabel AB
Kabelvägen 5
SE-36443 Alstermo, Sweden

Management system:

ISO 14001, ISO 9001, ISO 45001

Organisation no:

556510-2471

Issue date:

07.05.2025

Valid to:

07.05.2030

Year of study:

2024

Comparability:

EPD of construction products may not be comparable if they not comply with EN 15804 and seen in a building context.

Development and verification of EPD:

The declaration is created using EPD tool lca.tools ver EPD2022.03, developed by LCA.no. The EPD tool is integrated in the company's management system, and has been approved by EPD Norway. Approval number: NEPDT142

Developer of EPD: Richard Andersen

Reviewer of company-specific input data and EPD: Daniel Tillberg

Approved:



Håkon Hauan, CEO EPD-Norge

Product

Product description:

AMOSoft G2 is an extra flexible double insulated single core cable. Specially designed for use in industrial applications where extreme flexibility is needed. Suitable for use in short-circuit-proof installations, such as distribution panels and switching devices. AMOSoft G2 and its rare flexibility is one of the easiest products to work with.

Further information can be found at <https://amokabel.com/>

Product specification

| Materials | kg | % |
|--------------------------------|------|--------|
| Copper conductor | 0,59 | 80,69 |
| Thermoplastic elastomers (TPE) | 0,14 | 19,30 |
| Total | 0,73 | 100,00 |

| Packaging | kg | % |
|--------------------------|------|--------|
| Packaging - Wood | 0,02 | 28,57 |
| Packaging - Wooden drums | 0,05 | 71,43 |
| Total incl. packaging | 0,80 | 100,00 |

Technical data:

Max conductor temperature: -40°C/+90°C

Voltage Rating U₀/U (Um): 0,6/1 (1,2)kV AC

Voltage Rating U₀/U (Um): 0,9/1,5 (1,8)kV DC

CPR-class: Dca-s2,d2,a3

Market:

Scandinavia

Reference service life, product

30 Years

Reference service life, building or construction works

30 Years

LCA: Calculation rules

Declared unit:

1 m AMOSoft G2 1x70

Cut-off criteria:

All major raw materials and all the essential energy is included. The production processes for raw materials and energy flows with very small amounts (less than 1%) are not included. These cut-off criteria do not apply for hazardous materials and substances.

Allocation:

The allocation is made in accordance with the provisions of EN 15804. Incoming energy and water and waste production in-house is allocated equally among all products through mass allocation. Effects of primary production of recycled materials is allocated to the main product in which the material was used. The recycling process and transportation of the material is allocated to this analysis.

Data quality:

Specific data for the product composition are provided by the manufacturer. The data represent the production of the declared product and were collected for EPD development in the year of study. Background data is based on EPDs according to EN 15804 and different LCA databases. The data quality of the raw materials in A1 is presented in the table below.

| Materials | Source | Data quality | Year |
|--------------------------------|------------------------|--------------------------|------|
| Copper conductor | ecoinvent 3.6 | Database | 2019 |
| Packaging - Wood | Modified ecoinvent 3.6 | Database | 2019 |
| Packaging - Wooden drums | Modified ecoinvent 3.6 | Supplier data + database | 2019 |
| Thermoplastic elastomers (TPE) | Ecoinvent 3.6 | Database | 2019 |

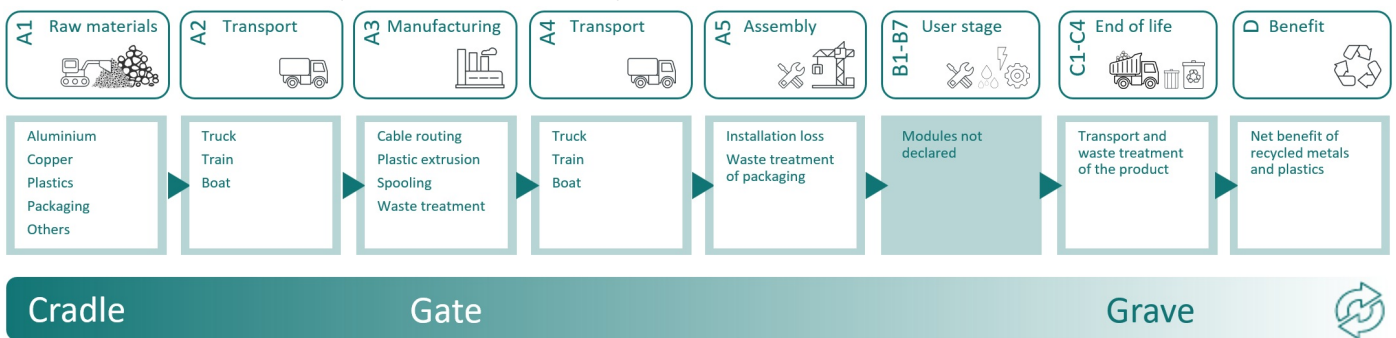
System boundaries (X=included, MND=module not declared, MNR=module not relevant)

| Product stage | | | Construction installation stage | | Use stage | | | | | | | | End of life stage | | | | Beyond the system boundaries |
|---------------|-----------|---------------|---------------------------------|----------|-----------|-------------|--------|-------------|---------------|------------------------|-----------------------|----------------------------|-------------------|------------------|----------|------------------------------------|------------------------------|
| Raw materials | Transport | Manufacturing | Transport | Assembly | Use | Maintenance | Repair | Replacement | Refurbishment | Operational energy use | Operational water use | De-construction demolition | Transport | Waste processing | Disposal | Reuse-Recovery-Recycling-potential | |
| A1 | A2 | A3 | A4 | A5 | B1 | B2 | B3 | B4 | B5 | B6 | B7 | C1 | C2 | C3 | C4 | D | |
| X | X | X | X | X | MND | MND | MND | MND | MND | MND | MND | X | X | X | X | X | |

System boundary:

The analysis is a cradle-to-grave study made for 1 m of cable manufactured, installed and used indoors over the lifetime 30 years. Modules A1-A5 are included in the analysis. It includes the extraction and production of raw materials, transportation to the factory, the production process itself, transportation to market and installation of the product. Modules B1-B7 describe the use phase and are not declared for an indoor cable. C1-C4, D are mandatory modules which include end of life treatment of materials and the benefits from recycling.

The flowchart below illustrates the system boundaries of the analysis:



Additional technical information:

Range in the AMOSoft G2 product-family:

- AMOSoft G2 1x10
- AMOSoft G2 1x16
- AMOSoft G2 1x25
- AMOSoft G2 1x35
- AMOSoft G2 1x50
- AMOSoft G2 1x70
- AMOSoft G2 1x95
- AMOSoft G2 1x120
- AMOSoft G2 1x150
- AMOSoft G2 1x185
- AMOSoft G2 1x240
- AMOSoft G2 1x300
- AMOSoft G2 1x400

LCA: Scenarios and additional technical information

The following information describe the scenarios in the different modules of the EPD.

Module A4 = We have calculated the weighted average of distances to customers.

Modules A5 = 2 % product losses during installation are estimated by the company. No energy use has been quantified since installation in buildings is often done by manual labour. Use of portable electrical devices (e.g., drill) usually have low energy requirements falling under the cut-off criterion of 1%.

Module C1 = de-construction in buildings is often done by manual labour. Use of portable electrical devices (e.g., drill) usually have low energy requirements falling under the cut-off criterion of 1%.

Module C2 = We have used an average distance of 85km for transport to disposal.

Modules C3 and C4 = Waste treatment of the product follows the default values provided in EN 50693, Product Category Rules for life cycle assessments of electronic and electrical products and systems, table G.4. This table specified how different types of raw materials used in A1 will likely be treated during the end-of-life of the product. Waste treatments in C3 include material recycling and incineration with and without energy recovery and fly ash extraction. Disposal in C4 consists of landfilling of different waste fractions and of ashes.

Module D = The recyclability of metals and plastics allows the producers a credit for the net scrap that is produced at the end of a product's life. The benefits from recycling of net scrap are described in formula from EN 15804:2012+A2:2019. Substitution of heat and electricity generated by incineration with energy recovery of plastics is also calculated in module D.

| Transport from production place to user (A4) | Capacity utilisation (incl. return) % | Distance (km) | Fuel/Energy Consumption | Unit | Value (Liter/tonne) |
|--|---------------------------------------|---------------|-------------------------|-------|---------------------|
| Truck, 16-32 tonnes, EURO 6 (km) | 36,7 % | 554 | 0,043 | l/tkm | 23,82 |
| Assembly (A5) | | Unit | Value | | |
| Waste, wood, to average treatment - A5 including transport (kg) | kg | 0,020 | | | |
| Waste, packaging, wooden drums, reusable (reuse cycles:10), 100% recycled, to average treatment (kg) - A5, incl. 85 km transp. | kg | 0,050 | | | |
| Transport to waste processing (C2) | Capacity utilisation (incl. return) % | Distance (km) | Fuel/Energy Consumption | Unit | Value (Liter/tonne) |
| Truck, 16-32 tonnes, EURO 6 (km) | 36,7 % | 85 | 0,043 | l/tkm | 3,66 |
| Waste processing (C3) | | Unit | Value | | |
| Copper to recycling (kg) | kg | 0,35 | | | |
| Waste treatment of plastic mixture, incineration with energy recovery and fly ash extraction (kg) | kg | 0,070 | | | |
| Disposal (C4) | | Unit | Value | | |
| Landfilling of ashes from incineration of Plastic mixture, process per kg ashes and residues (kg) | kg | 0,0024 | | | |
| Landfilling of copper (kg) | kg | 0,23 | | | |
| Landfilling of plastic mixture (kg) | kg | 0,070 | | | |
| Benefits and loads beyond the system boundaries (D) | | Unit | Value | | |
| Substitution of electricity, in Norway (MJ) | MJ | 0,10 | | | |
| Substitution of primary copper with net scrap (kg) | kg | 0,24 | | | |
| Substitution of thermal energy, district heating, in Norway (MJ) | MJ | 1,64 | | | |

LCA: Results

The LCA results are presented below for the declared unit defined on page 2 of the EPD document.

| Environmental impact | | | | | | | | | | | | |
|----------------------------------|------------------------|-----------|----------|----------|----------|----------|----|----------|----------|----------|-----------|--|
| Indicator | Unit | A1 | A2 | A3 | A4 | A5 | C1 | C2 | C3 | C4 | D | |
| GWP-total | kg CO ₂ -eq | 3,47E+00 | 2,88E-02 | 7,18E-03 | 7,29E-02 | 1,01E-01 | 0 | 1,12E-02 | 1,68E-01 | 1,15E-02 | -5,96E-01 | |
| GWP-fossil | kg CO ₂ -eq | 3,50E+00 | 2,88E-02 | 6,90E-03 | 7,28E-02 | 1,88E-03 | 0 | 1,12E-02 | 1,68E-01 | 1,15E-02 | -5,93E-01 | |
| GWP-biogenic | kg CO ₂ -eq | -3,03E-02 | 1,19E-05 | 1,42E-04 | 3,01E-05 | 9,89E-02 | 0 | 4,63E-06 | 3,65E-06 | 7,26E-07 | -2,73E-03 | |
| GWP-luluc | kg CO ₂ -eq | 3,81E-03 | 1,02E-05 | 1,42E-04 | 2,59E-05 | 4,83E-07 | 0 | 3,98E-06 | 6,81E-07 | 1,48E-06 | -9,45E-04 | |
| ODP | kg CFC11-eq | 3,34E-07 | 6,51E-09 | 1,33E-09 | 1,65E-08 | 3,01E-10 | 0 | 2,53E-09 | 3,65E-10 | 1,17E-09 | -6,97E-04 | |
| AP | mol H ⁺ -eq | 1,54E-01 | 8,26E-05 | 1,96E-05 | 2,09E-04 | 1,51E-05 | 0 | 3,21E-05 | 3,68E-05 | 3,20E-05 | -9,80E-02 | |
| EP-FreshWater | kg P -eq | 1,26E-03 | 2,30E-07 | 1,57E-07 | 5,82E-07 | 2,26E-08 | 0 | 8,93E-08 | 3,24E-08 | 6,91E-08 | -6,61E-04 | |
| EP-Marine | kg N -eq | 1,01E-02 | 1,63E-05 | 4,36E-06 | 4,14E-05 | 6,50E-06 | 0 | 6,35E-06 | 1,76E-05 | 1,99E-05 | -4,05E-03 | |
| EP-Terrestrial | mol N -eq | 1,48E-01 | 1,83E-04 | 5,12E-05 | 4,63E-04 | 6,96E-05 | 0 | 7,11E-05 | 1,80E-04 | 1,29E-04 | -6,26E-02 | |
| POCP | kg NMVOC-eq | 3,83E-02 | 7,01E-05 | 1,29E-05 | 1,77E-04 | 1,79E-05 | 0 | 2,72E-05 | 4,35E-05 | 3,82E-05 | -1,70E-02 | |
| ADP-minerals&metals ¹ | kg Sb-eq | 1,43E-03 | 7,94E-07 | 1,18E-07 | 2,01E-06 | 3,05E-08 | 0 | 3,09E-07 | 1,84E-08 | 3,13E-08 | -5,49E-04 | |
| ADP-fossil ¹ | MJ | 5,64E+01 | 4,35E-01 | 2,72E-01 | 1,10E+00 | 2,21E-02 | 0 | 1,69E-01 | 2,31E-02 | 9,49E-02 | -5,35E+00 | |
| WDP ¹ | m ³ | 3,04E+02 | 4,20E-01 | 2,59E+01 | 1,07E+00 | 3,41E-02 | 0 | 1,63E-01 | 1,67E-01 | 2,17E+00 | 3,02E+01 | |







GWP-total = Global Warming Potential total; GWP-fossil = Global Warming Potential fossil fuels; GWP-biogenic = Global Warming Potential biogenic; GWP-luluc = Global Warming Potential land use and land use change; ODP = Depletion potential of the stratospheric ozone layer; AP = Acidification potential, Accumulated Exceedance; EP-freshwater = Eutrophication potential, fraction of nutrients reaching freshwater end compartment; EP-marine = Eutrophication potential, fraction of nutrients reaching marine end compartment; EP-terrestrial = Eutrophication potential, Accumulated Exceedance; POCP = Formation potential of tropospheric ozone; ADP-minerals&metals = Abiotic depletion potential for non-fossil resources; ADP-fossil = Abiotic depletion for fossil resources potential; WDP = Water (user) deprivation potential, deprivation-weighted water consumption

"Reading example: 9,0 E-03 = 9,0*10⁻³ = 0,009"

*INA Indicator Not Assessed

1. The results of this environmental impact indicator shall be used with care as the uncertainties on these results are high or as there is limited experienced with the indicator

Remarks to environmental impacts











| Additional environmental impact indicators | | | | | | | | | | | | |
|---|-------------------|----------|----------|----------|----------|----------|----|----------|----------|----------|-----------|--|
| Indicator | Unit | A1 | A2 | A3 | A4 | A5 | C1 | C2 | C3 | C4 | D | |
|  PM | Disease incidence | 4,24E-07 | 1,76E-09 | 1,84E-10 | 4,46E-09 | 1,85E-10 | 0 | 6,84E-10 | 1,61E-10 | 5,68E-10 | -2,01E-07 | |
|  IRP ² | kgBq U235 -eq | 2,61E-01 | 1,90E-03 | 8,81E-03 | 4,81E-03 | 8,02E-05 | 0 | 7,39E-04 | 5,81E-05 | 6,06E-04 | -7,34E-03 | |
|  ETP-fw ¹ | CTUe | 1,82E+03 | 3,22E-01 | 1,56E-01 | 8,16E-01 | 2,52E-02 | 0 | 1,25E-01 | 3,55E-01 | 1,47E+02 | -9,02E+02 | |
|  HTP-c ¹ | CTUh | 3,22E-08 | 0,00E+00 | 4,00E-12 | 0,00E+00 | 3,00E-12 | 0 | 0,00E+00 | 9,00E-12 | 7,00E-12 | -1,27E-08 | |
|  HTP-nc ¹ | CTUh | 2,45E-06 | 3,52E-10 | 1,21E-10 | 8,92E-10 | 1,34E-10 | 0 | 1,37E-10 | 4,43E-10 | 1,31E-10 | -1,09E-06 | |
|  SQP ¹ | dimensionless | 3,81E+01 | 3,04E-01 | 1,25E-01 | 7,70E-01 | 1,24E-02 | 0 | 1,18E-01 | 4,21E-03 | 1,98E-01 | -1,23E+01 | |

PM = Particulate Matter emissions; IRP = Ionizing radiation – human health; ETP-fw = Eco toxicity – freshwater; HTP-c = Human toxicity – cancer effects; HTP-nc = Human toxicity – non cancer effects; SQP = Potential Soil Quality Index (dimensionless)

"Reading example: 9,0 E-03 = 9,0*10⁻³ = 0,009"

*INA Indicator Not Assessed




1. The results of this environmental impact indicator shall be used with care as the uncertainties on these results are high or as there is limited experienced with the indicator
2. This impact category deals mainly with the eventual impact of low dose ionizing radiation on human health of the nuclear fuel cycle. It does not consider effects due to possible nuclear accidents, occupational exposure nor due to radioactive waste disposal in underground facilities. Potential ionizing radiation from the soil, from radon and from some construction materials is also not measured by this indicator.

| Resource use | | | | | | | | | | | | |
|---|----------------|----------|----------|-----------|----------|-----------|----|----------|-----------|----------|-----------|--|
| Indicator | Unit | A1 | A2 | A3 | A4 | A5 | C1 | C2 | C3 | C4 | D | |
|  PERE | MJ | 1,06E+01 | 6,22E-03 | 1,23E-01 | 1,58E-02 | 4,55E-04 | 0 | 2,42E-03 | 1,29E-03 | 1,17E-02 | -2,93E+00 | |
|  PERM | MJ | 9,07E-01 | 0,00E+00 | 0,00E+00 | 0,00E+00 | -9,07E-01 | 0 | 0,00E+00 | 0,00E+00 | 0,00E+00 | 0,00E+00 | |
|  PERT | MJ | 1,15E+01 | 6,22E-03 | 1,23E-01 | 1,58E-02 | -9,07E-01 | 0 | 2,42E-03 | 1,29E-03 | 1,17E-02 | -2,93E+00 | |
|  PENRE | MJ | 5,21E+01 | 4,35E-01 | 2,73E-01 | 1,10E+00 | 2,21E-02 | 0 | 1,69E-01 | 2,31E-02 | 9,49E-02 | -5,34E+00 | |
|  PENRM | MJ | 4,34E+00 | 0,00E+00 | -8,51E-02 | 0,00E+00 | 0,00E+00 | 0 | 0,00E+00 | -4,25E+00 | 0,00E+00 | 0,00E+00 | |
|  PENRT | MJ | 5,64E+01 | 4,35E-01 | 1,88E-01 | 1,10E+00 | 2,21E-02 | 0 | 1,69E-01 | -4,23E+00 | 9,49E-02 | -5,34E+00 | |
|  SM | kg | 1,64E-01 | 0,00E+00 | 1,22E-06 | 0,00E+00 | 5,00E-02 | 0 | 0,00E+00 | 0,00E+00 | 0,00E+00 | 1,71E-01 | |
|  RSF | MJ | 3,17E-01 | 2,23E-04 | 4,84E-04 | 5,64E-04 | 1,33E-05 | 0 | 8,65E-05 | 2,76E-05 | 2,44E-04 | 1,61E-02 | |
|  NRSF | MJ | 2,17E-02 | 7,96E-04 | 1,53E-03 | 2,02E-03 | 1,51E-04 | 0 | 3,09E-04 | 0,00E+00 | 3,43E-05 | -1,50E-02 | |
|  FW | m ³ | 6,63E-02 | 4,65E-05 | 2,85E-04 | 1,18E-04 | 1,61E-05 | 0 | 1,81E-05 | 1,95E-04 | 1,23E-04 | -1,53E-02 | |

PERE = Use of renewable primary energy excluding renewable primary energy resources used as raw materials; PERM = Use of renewable primary energy resources used as raw materials; PERT = Total use of renewable primary energy resources; PENRE = Use of non renewable primary energy excluding non-renewable primary energy resources used as raw materials; PENRM = Use of non renewable primary energy resources used as raw materials; PENRT = Total use of non renewable primary energy resources; SM = Use of secondary materials; RSF = Use of renewable secondary fuels; NRSF = Use of non-renewable secondary fuels; FW = Net use of fresh water

*Reading example: 9,0 E-03 = 9,0*10⁻³ = 0,009"






*INA Indicator Not Assessed

| End of life - Waste | | | | | | | | | | | | |
|--|------|----------|----------|----------|----------|----------|----|----------|----------|----------|-----------|--|
| Indicator | Unit | A1 | A2 | A3 | A4 | A5 | C1 | C2 | C3 | C4 | D | |
|  HWD | kg | 4,67E-02 | 2,24E-05 | 2,36E-04 | 5,68E-05 | 0,00E+00 | 0 | 8,71E-06 | 0,00E+00 | 8,96E-03 | -6,61E-03 | |
|  NHWD | kg | 1,30E+00 | 2,11E-02 | 7,24E-02 | 5,36E-02 | 7,00E-02 | 0 | 8,22E-03 | 0,00E+00 | 3,12E-01 | -2,84E-01 | |
|  RWD | kg | 2,52E-04 | 2,96E-06 | 3,85E-06 | 7,50E-06 | 0,00E+00 | 0 | 1,15E-06 | 0,00E+00 | 6,57E-07 | -6,57E-06 | |

HWD = Hazardous waste disposed; NHWD = Non-hazardous waste disposed; RWD = Radioactive waste disposed

*Reading example: 9,0 E-03 = 9,0*10⁻³ = 0,009"

*INA Indicator Not Assessed

| End of life - Output flow | | | | | | | | | | | | |
|---|------|----------|----------|----------|----------|----------|----|----------|----------|----------|-----------|--|
| Indicator | Unit | A1 | A2 | A3 | A4 | A5 | C1 | C2 | C3 | C4 | D | |
|  CRU | kg | 0,00E+00 | 0,00E+00 | 0,00E+00 | 0,00E+00 | 0,00E+00 | 0 | 0,00E+00 | 0,00E+00 | 0,00E+00 | 0,00E+00 | |
|  MFR | kg | 0,00E+00 | 0,00E+00 | 7,59E-02 | 0,00E+00 | 1,66E-06 | 0 | 0,00E+00 | 3,56E-01 | 6,36E-06 | -6,68E-03 | |
|  MER | kg | 0,00E+00 | 0,00E+00 | 1,89E-03 | 0,00E+00 | 7,00E-02 | 0 | 0,00E+00 | 7,10E-02 | 1,56E-07 | -8,79E-04 | |
|  EEE | MJ | 0,00E+00 | 0,00E+00 | 2,56E-03 | 0,00E+00 | 4,87E-02 | 0 | 0,00E+00 | 1,09E-01 | 1,01E-05 | -2,15E-03 | |
|  EET | MJ | 0,00E+00 | 0,00E+00 | 3,87E-02 | 0,00E+00 | 7,36E-01 | 0 | 0,00E+00 | 1,65E+00 | 1,53E-04 | -3,26E-02 | |

CRU = Components for re-use; MFR = Materials for recycling; MER = Materials for energy recovery; EEE = Exported energy electrical; EET = Exported energy thermal

*Reading example: 9,0 E-03 = 9,0*10⁻³ = 0,009"

*INA Indicator Not Assessed

| Biogenic Carbon Content | | |
|---|------|---------------------|
| Indicator | Unit | At the factory gate |
| Biogenic carbon content in product | kg C | 0,00E+00 |
| Biogenic carbon content in accompanying packaging | kg C | 2,70E-02 |

Note: 1 kg biogenic carbon is equivalent to 44/12 kg CO₂

Additional requirements

Greenhouse gas emissions from the use of electricity in the manufacturing phase

National production mix from import, low voltage (production of transmission lines, in addition to direct emissions and losses in grid) of applied electricity for the manufacturing process (A3).

| Electricity mix | Source | Amount | Unit |
|---------------------------|---------------|--------|---------------------------|
| Electricity, Sweden (kWh) | ecoinvent 3.6 | 54,94 | g CO ₂ -eq/kWh |

Dangerous substances

The product contains no substances given by the REACH Candidate list.

Indoor environment

Additional Environmental Information

| Additional environmental impact indicators required in NPCR Part A for construction products | | | | | | | | | | | |
|--|------------------------|----------|----------|----------|----------|----------|----|----------|----------|----------|-----------|
| Indicator | Unit | A1 | A2 | A3 | A4 | A5 | C1 | C2 | C3 | C4 | D |
| GWPIOBC | kg CO ₂ -eq | 3,56E+00 | 2,88E-02 | 7,17E-03 | 7,29E-02 | 1,88E-03 | 0 | 1,12E-02 | 1,68E-01 | 1,24E-02 | -2,86E-01 |

GWPI-IOBC: Global warming potential calculated according to the principle of instantaneous oxidation. In order to increase the transparency of biogenic carbon contribution to climate impact, the indicator GWP-IOBC is required as it declares climate impacts calculated according to the principle of instantaneous oxidation. GWP-IOBC is also referred to as GWP-GHG in context to Swedish public procurement legislation.

Bibliography

ISO 14025:2010. Environmental labels and declarations - Type III environmental declarations - Principles and procedures. International Organization for Standardization.

ISO 14044:2006. Environmental management - Life cycle assessment - Requirements and guidelines. International Organization for Standardization.

EN 15804:2012+A2:2019. Environmental product declaration - Core rules for the product category of construction products. European Committee for Standardization.

ISO 21930:2017. Sustainability in buildings and civil engineering works - Core rules for environmental product declarations of construction products. International Organization for Standardization.

EN 50693:2019. Product category rules for life cycle assessments of electronic and electrical products and systems. European Committee for Standardization.

Ecoinvent v3, 2019. Allocation, cut-off by classification. Swiss Centre of Life Cycle Inventories.

Iversen et al., (2021). eEPD v2021.09, background information for EPD generator tool system verification, LCA.no. Report number: 07.21. System verification report.

Philis et al., (2022). EPD generator for NPCR 027 part B for electrical wires and cables, background information for EPD generator application and LCA data, LCA.no Report number: 03.22. PCR verification report.

EPD Norway (2022). NPCR Part A: Construction products and services. The Norwegian EPD foundation. Version 2.0 published 24.03.2021.

EPD Norway (2022). NPCR 027 Part B for electrical cables and wires. The Norwegian EPD foundation. Version 2.0 published 01.03.2022.

| | | |
|---|--|--|
|  <small>Global program operator</small> | Program operator and publisher The Norwegian EPD Foundation Post Box 5250 Majorstuen, 0303 Oslo, Norway | Phone: +47 977 22 020 e-mail: post@epd-norge.no web: www.epd-norge.no |
|  <small>CABLE FOR LIFE</small> | Owner of the declaration: Amokabel AB Kabelvägen 5, SE-36443 Alstermo, Sweden | Phone: +46 481-750 810 e-mail: oskar.wijk@amokabel.com web: www.amokabel.com |
|  | Author of the Life Cycle Assessment LCA.no AS Dokka 6A, 1671 Kråkerøy, Norway | Phone: +47 916 50 916 e-mail: post@lca.no web: www.lca.no |
|  | Developer of EPD generator LCA.no AS Dokka 6A, 1671 Kråkerøy, Norway | Phone: +47 916 50 916 e-mail: post@lca.no web: www.lca.no |
|  | ECO Platform ECO Portal | web: www.eco-platform.org web: ECO Portal |