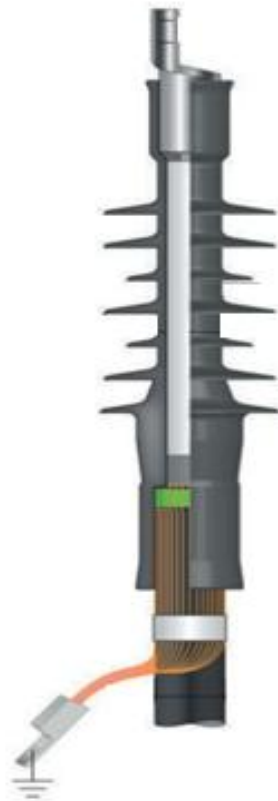


Environmental Product Declaration

In accordance with ISO14025:2006 and EN15804:2012+A2:2019

TC size-E



NKT

The Norwegian
EPD Foundation

Owner of the declaration:
NKT A/S

Product name:
TC Size-E

Declared unit:
1 set (consisting of 3 pieces) of cold
shrink termination TC size E including
packing.

Product category /PCR:
CEN Standard EN15084:2012+A2:2019
and NPCR Part A for Construction
products and services serves as core
PCRs.

Program holder and publisher:
The Norwegian EPD foundation

Declaration number:
NEPD-9540-9158

Registration number:
NEPD-9540-9158

Issue date: 03.04.2025

Valid to: 03.04.2030

General information

Product:

TC Size - E

Program operator:

The Norwegian EPD Foundation
Post Box 5250 Majorstuen, 0303 Oslo, Norway
Tlf: +47 23 08 80 00
e-mail: post@epd-norge.no

Declaration number:

NEPD-9540-9158

This declaration is based on Product**Category Rules:**

CEN Standard EN15084:2012+A2:2019 and NPCR Part A for Construction products and services serves as core PCRs. EN 50693:2019 was used as a guiding document.

Statement of liability:

The owner of the declaration shall be liable for the underlying information and evidence. EPD Norway shall not be liable with respect to manufacturer, life cycle assessment data and evidence.

Declared unit:

1 set (consisting of 3 pieces) of cold shrink termination TC size E including packing.

Declared unit with options:

1 piece of medium voltage, cold shrink termination TC size E, installed at the cable end to connect other device which matches the characteristic impedance of the line with 100% use rate for the duration of 40 years, including waste treatment at end-of-life.

Verification:

Independent verification of the declaration and data, according to ISO14025:2010

Internal External 

Gaspard Philis

Independent verifier approved by EPD Norway

Owner of the declaration:

NKT A/S
Contact person: Matthias Schaber
Phone: +49 30 60009-259
e-mail: Matthias.Schaber@nkt.com

Manufacturer:

NKT HV Cables AB
Sävelundsgatan 2, 441 38 Alingsås, Sweden
Phone: +46 322 774 00
e-mail: info.kabeldon@nkt.com

Place of production:

NKT HV Cables AB
Sävelundsgatan 2, 441 38 Alingsås, Sweden
Phone: +46 322 774 00
e-mail: info.kabeldon@nkt.com

Management system:

ISO 9001, ISO 14001, ISO 45001

Organization no:

559079-0290

Issue date:

03.04.2025

Valid to:

03.04.2030

Year of study:

2023

Comparability:

EPD of construction products may not be able to compare if they do not comply with EN 15804 and are seen in a building context.

The EPD has been worked out by:

[name]

Approved



Manager of EPD Norway

Product

Product description:

TC Size-E is an indoor and outdoor cold shrink termination made of silicone rubber for XLPE cables up to 36kV up to 400mm².

Product specification:

Max cross-section: 400mm²

Termination length: max 460 mm

Core type: Single core

Max. operating voltage (Ur): 36kV

Application: Outdoor & Indoor termination

DIN norms: HD 629.1

Site condition: Rain and dust protected

Installation temperature: -5 to +50°C

Product materials	Weight (kg)	Percentage (%)
Plastic - Rubber	1.587	58.8
Plastic - others	0.959	35.6
Metal - Copper	0.150	5.6
Total product	2.696	100.0

Packing materials	Weight (kg)	Percentage (%)
Cardboard	0.6165	98.2
Paper	0.01	1.6
Plastic bag	0.001	0.2
Total packaging	0.6275	100.0

Market:

Europe.

Reference service life, product:

40 Years.

Reference service life, building:

40 Years.

LCA: Calculation rules

Declared unit with options:

1 set (consisting of 3 pieces) of cold shrink termination TC size E including packing.

Cut-off criteria:

All major raw materials and essential energy flows were included.

Due to a lack of data, the following processes were excluded:

- Colour, and other additives in plastic materials (except carbon black).
- All the activities and energy use related to the offices and personnel.
- Infrastructure and machinery used in the plant.
- Internal transportation.

In accordance with EN 15804, no cut-off criteria were applied to hazardous materials and substances.

Allocation:

The allocation is made in accordance with the provisions of CEN Standard EN 15084:2012+A2:2019. Incoming energy, water, and waste production in-house are allocated equally among all products through mass allocation. for the applicable products.

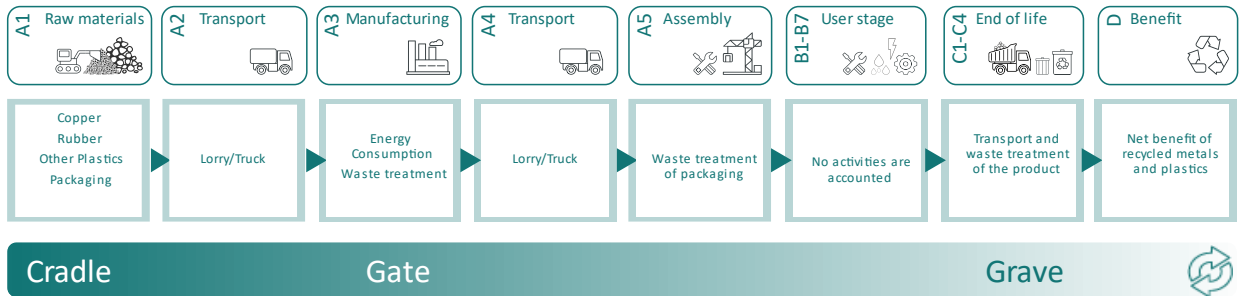
Data quality:

Primary data is provided by NKT. Background data is a combination of specific LCA datasets provided by key suppliers as well as datasets sourced from the Ecoinvent database.

Materials	Source	Data quality	Dataset year
Plastic – Rubber	Primary data	Very good	2024
Plastic – others	Ecoinvent version 3.10	Very good	2023
Metal – Copper	Ecoinvent version 3.10	Very good	2023
Cardboard	Ecoinvent version 3.10	Very good	2023
Paper	Ecoinvent version 3.10	Very good	2023
Plastic bag	Ecoinvent version 3.10	Very good	2023

System boundaries (X=included, MND=module not declared, MNR=module not relevant)

Product stage			Assembly stage		Use stage							End of life stage				Benefits & loads beyond system boundary
Raw materials	Transport	Manufacturing	Transport	Assembly	Use	Maintenance	Repair	Replacement	Refurbishment	Operational energy use	Operational water use	De-construction	Transport	Waste processing	Disposal	Reuse-Recovery-Recycling-potential
A1	A2	A3	A4	A5	B1	B2	B3	B4	B5	B6	B7	C1	C2	C3	C4	D
X	X	X	X	X	X	X	X	X	X	X	X	X	X	X	X	X



LCA: Scenarios and additional technical information

The following information describe the scenarios beyond cradle to gate in the different modules of the EPD.

-Module A4 = Europe is considered as a market for the product, an average distance of 3500 km is applied according to EN 50693.

-Modules A5 = Waste generated during the installation and their end of life were included in the life cycle according to EN 50693.

-Modules B1-B7 = no significant activities during the use phase are reported. The electricity losses associated with the cable termination when compared to cables, are deemed insignificant and excluded from this scenario.

-Module C1 = For both buildings and construction work, cable accessories will be taken out as part of a larger demolition. The energy used for accessories removal compared to other heavier materials is assumed to be low. This module was consequently included with zero impact.

-Module C2 = An average distance of 1000 km is considered between the market and the waste treatment facility as per PSR-0001-ed3-EN-2015 10 16.

Modules C3 and C4 = The product's waste treatment follows the default values provided in EN 50693, table G.4. This table specified how different types of raw materials used in A1 will likely be treated during the product's end-of-life. Waste treatments in C3 include material recycling and incineration with and without energy recovery. Disposal in C4 consists of landfilling of different waste fractions.

-Module D = The recyclability of metals and plastics allows the producers credit for the net scrap that is produced at the end of a product's life. The benefits of recycling net scrap are described in the formula from EN 15804:2012+A2:2019. Substitution of heat and electricity generated by the incineration with energy recovery of rubber, plastic insulation and other parts is also calculated in module D.

Transport from production place to assembly/user (A4)

Transport from production place to assembly/user (A4)	Capacity utilisation (incl. return) %	Distance (km)	Fuel/Energy consumption	Unit	Value (liter/tonne)
Transport, freight, lorry 16-32 metric ton, EURO5 EN15804, S	36.7%	3500	0.0446	l/tkm	156.1

Assembly (A5)

	Unit	Value
Transport, freight, lorry 16-32 metric ton, EURO5 {RER} transport, freight, lorry 16-32 metric ton, EURO5 EN15804, S (incineration)	kg*km	629
Transport, freight, lorry 16-32 metric ton, EURO5 {RER} transport, freight, lorry 16-32 metric ton, EURO5 EN15804, S (landfill)	kg*km	2.17
Paper for recycling	kg	0.6265
Waste plastic, mixture to incineration	kg	0.00217
Waste plastic, mixture to landfill	kg	0.00217

Transport to waste processing (C2)

Transport from production place to assembly/user (C2)	Capacity utilisation (incl. return) %	Distance (km)	Fuel/Energy consumption	Unit	Value
Transport, freight, lorry 16-32 metric ton, EURO5 EN15804, S	36.7%	1000	0.0446	l/tkm	44.6

End of Life (C3)

	Unit	Value
Waste plastic, mixture to incineration	kg	0.478012
Waste rubber for municipal incineration	kg	0.7935
Copper to recycling	kg	0.08982

End of Life (C4)

	Unit	Value
Truck	kg*km	1331.33
Waste plastic, mixture to landfill	kg	0.478012
Copper to land fill	kg	0.05988
Waste rubber to landfill	kg	0.7935

Benefits and loads beyond the system boundaries (D)

	Unit	Value
Substitution of primary paper	kg	0.01
Substitution of primary Copper with net scrap	kg	0.08982
Electricity substitute {RER} for module D	kWh	4.466
country mix for heat from Incineration {TC size E}	kWh	8.7296
Substitution of primary cardboard	kg	0.6165

LCA: Results

The LCA results are presented below for the declared unit defined on page 2 of this EPD document.

Core environmental impact indicators

Indicator	Unit	A1	A2	A3	A4	A5	B1	B2	B3
GWP - total	kg CO2 eq	1.73E+01	3.91E-01	2.46E+00	2.26E+00	1.28E-01	0	0	0
GWP - fossil	kg CO2 eq	1.71E+01	3.91E-01	2.38E+00	2.26E+00	1.27E-01	0	0	0
GWP - biogenic	kg CO2 eq	1.94E-01	2.61E-04	7.93E-02	1.51E-03	8.21E-05	0	0	0
GWP - luluc	kg CO2 eq	4.38E-02	1.28E-04	2.53E-04	7.39E-04	4.00E-05	0	0	0
ODP	kg CFC11 eq	1.88E-07	7.76E-09	2.59E-07	4.49E-08	2.43E-09	0	0	0
AP	molc H+ eq	1.68E-01	1.22E-03	2.63E-03	7.06E-03	3.83E-04	0	0	0
EP-freshwater	kg P eq	9.58E-03	2.61E-05	2.76E-04	1.51E-04	8.16E-06	0	0	0
EP -marine	kg N eq	1.11E-01	4.12E-04	1.56E-03	2.38E-03	1.34E-04	0	0	0
EP -terrestrial	molc N eq	2.19E-01	4.48E-03	1.09E-02	2.59E-02	1.41E-03	0	0	0
POCP	kg NMVOC eq	7.32E-02	1.91E-03	4.24E-03	1.11E-02	6.00E-04	0	0	0
ADP-M&M2	kg Sb-Eq	1.42E-03	1.25E-06	2.00E-06	7.20E-06	3.90E-07	0	0	0
ADP-fossil2	MJ	2.99E+02	5.49E+00	3.87E+01	3.17E+01	1.72E+00	0	0	0
WDP2	m3	1.86E+01	3.06E-02	-6.50E+00	1.77E-01	9.46E-03	0	0	0

Indicator	Unit	B4	B5	B6	B7	C1	C2	C3	C4	D
GWP - total	kg CO2 eq	0	0	0	0	0	5.24E-01	3.64E+00	5.75E-01	-2.59E+00
GWP - fossil	kg CO2 eq	0	0	0	0	0	5.23E-01	3.64E+00	5.71E-01	-2.68E+00
GWP - biogenic	kg CO2 eq	0	0	0	0	0	3.49E-04	3.82E-04	4.27E-03	1.18E-01
GWP - luluc	kg CO2 eq	0	0	0	0	0	1.71E-04	1.82E-05	1.51E-04	-3.12E-02
ODP	kg CFC11 eq	0	0	0	0	0	1.04E-08	1.17E-09	6.87E-09	-4.91E-08
AP	molc H+ eq	0	0	0	0	0	1.64E-03	6.06E-04	1.53E-03	-6.15E-02
EP-freshwater	kg P eq	0	0	0	0	0	3.49E-05	1.01E-05	9.63E-05	-5.65E-03
EP -marine	kg N eq	0	0	0	0	0	5.52E-04	2.86E-04	1.49E-03	-5.27E-03
EP -terrestrial	molc N eq	0	0	0	0	0	6.00E-03	2.76E-03	5.45E-03	-5.61E-02
POCP	kg NMVOC eq	0	0	0	0	0	2.56E-03	7.05E-04	2.04E-03	-1.61E-02
ADP-M&M2	kg Sb-Eq	0	0	0	0	0	1.67E-06	1.55E-07	1.17E-06	-6.71E-04
ADP-fossil2	MJ	0	0	0	0	0	7.35E+00	5.87E-01	5.29E+00	-5.04E+01
WDP2	m3	0	0	0	0	0	4.09E-02	1.58E-01	0.00E+00	-6.78E+00

GWP-total: Global Warming Potential; **GWP-fossil:** Global Warming Potential fossil fuels; **GWP-biogenic:** Global Warming Potential biogenic; **GWP-LULUC:** Global Warming Potential land use and land use change; **ODP:** Depletion potential of the stratospheric ozone layer; **AP:** Acidification potential, Accumulated Exceedance; **EP-freshwater:** Eutrophication potential, fraction of nutrients reaching freshwater end compartment; See "additional Norwegian requirements" for indicator given as PO4 eq. **EP-marine:** Eutrophication potential, fraction of nutrients reaching freshwater end compartment; **EP-terrestrial:** Eutrophication potential, Accumulated Exceedance; **POCP:** Formation potential of tropospheric ozone; **ADP-M&M:** Abiotic depletion potential for non-fossil resources (minerals and metals); **ADP-fossil:** Abiotic depletion potential for fossil resources; **WDP:** Water deprivation potential, deprivation weighted water consumption

Reading example: 9,0 E-03 = 9,0*10⁻³ = 0,009

Additional environmental impact indicators

Indicator	Unit	A1	A2	A3	A4	A5	B1	B2	B3
PM	Disease incidence	1.6E-06	3.1E-08	2.8E-08	1.8E-07	9.6E-09	0	0	0
IRP2	kgBq U235 - eq	2.3E+00	7.0E-03	2.1E-02	4.1E-02	2.2E-03	0	0	0
ETP-fw1	CTUe	1.4E+02	1.5E+00	7.5E+00	8.5E+00	4.8E-01	0	0	0
HTP-c1	CTUh	3.5E-08	2.7E-09	8.9E-09	1.6E-08	8.6E-10	0	0	0
HTP-nc1	CTUh	1.2E-06	3.5E-09	1.4E-08	2.0E-08	1.1E-09	0	0	0
SQP1	dimensionless	1.6E+02	3.3E+00	1.1E+00	1.9E+01	1.0E+00	0	0	0

Indicator	Unit	B4	B5	B6	B7	C1	C2	C3	C4	D
PM	Disease incidence	0	0	0	0	0	4.11E-08	3.10E-09	2.78E-08	-1.72E-07
IRP2	kgBq U235 - eq	0	0	0	0	0	9.42E-03	1.81E-03	1.33E-02	-1.07E+00
ETP-fw1	CTUe	0	0	0	0	0	1.97E+00	6.49E+00	2.27E+01	-6.99E+01
HTP-c1	CTUh	0	0	0	0	0	3.66E-09	5.16E-10	2.25E-09	-1.43E-08
HTP-nc1	CTUh	0	0	0	0	0	4.72E-09	4.14E-09	6.54E-09	-5.56E-07
SQP1	dimensionless	0	0	0	0	0	4.37E+00	1.82E-01	4.12E+00	-4.79E+01

PM: Particulate matter emissions; **IRP:** Ionising radiation, human health; **ETP-fw:** Ecotoxicity (freshwater); **ETP-c:** Human toxicity, cancer effects; **HTP-nc:** Human toxicity, non-cancer effects; **SQP:** Land use related impacts / soil quality

¹ This impact category deals mainly with the eventual impact of low dose ionizing radiation on human health of the nuclear fuel cycle. It does not consider effects due to possible nuclear accidents, occupational exposure nor due to radioactive waste disposal in underground facilities. Potential ionizing radiation from the soil, from radon and from some construction materials is also not measured by this indicator.

² The results of this environmental impact indicator shall be used with care as the uncertainties on these results are high or as there is limited experienced with the indicator

Resource use, waste & outflow indicators

Indicator	Unit	A1	A2	A3	A4	A5	B1	B2	B3
PERE	MJ	9.8E+01	9.3E-02	1.2E+02	5.4E-01	2.9E-02	0	0	0
PERM	MJ	0.0E+00	0.0E+00	0.0E+00	0.0E+00	0.0E+00	0	0	0
PERT	MJ	9.8E+01	9.3E-02	1.2E+02	5.4E-01	2.9E-02	0	0	0
PENRE	MJ	3.0E+02	5.5E+00	3.9E+01	3.2E+01	1.7E+00	0	0	0
PENRM	MJ	4.2E+01	0.0E+00	0.0E+00	0.0E+00	-1.6E-01	0	0	0
PENRT	MJ	3.4E+02	5.5E+00	3.9E+01	3.2E+01	1.6E+00	0	0	0
SM	kg	0	0	0	0	0	0	0	0
SRF	MJ	7.1E-02	3.2E-05	2.1E-05	1.8E-04	9.9E-06	0	0	0
SNRF	MJ	0.0E+00	0.0E+00	0.0E+00	0.0E+00	0.0E+00	0	0	0
FW	m3	5.0E-01	7.5E-04	1.6E-02	4.3E-03	2.3E-04	0	0	0
HWD	kg	7.0E-01	7.9E-03	3.1E-01	4.6E-02	2.6E-03	0	0	0
NHD	kg	6.8E+01	1.7E-01	3.1E+01	9.6E-01	6.5E-02	0	0	0
RWD	kg	8.3E-03	1.7E-06	5.0E-06	1.0E-05	5.5E-07	0	0	0
CRU	kg	0.0E+00	0.0E+00	0.0E+00	0.0E+00	0.0E+00	0	0	0
MFR	kg	1.1E-01	4.1E-05	1.1E-03	2.4E-04	6.3E-01	0	0	0
MER	kg	1.8E-05	3.5E-07	7.0E-07	2.0E-06	1.1E-07	0	0	0
EEE	MJ	8.5E-02	9.3E-04	3.2E-03	5.4E-03	2.9E-04	0	0	0
EET	MJ	6.5E-02	1.4E-03	4.2E-03	7.8E-03	4.2E-04	0	0	0
RE	MJ	1.5E-01	2.3E-03	7.5E-03	1.3E-02	7.2E-04	0	0	0

Indicator	Unit	B4	B5	B6	B7	C1	C2	C3	C4	D
PERE	MJ	0	0	0	0	0	1.2E-01	2.9E-02	1.5E-01	-1.6E+01
PERM	MJ	0	0	0	0	0	0.0E+00	0.0E+00	0.0E+00	0.0E+00
PERT	MJ	0	0	0	0	0	1.2E-01	2.9E-02	1.5E-01	-1.6E+01
PENRE	MJ	0	0	0	0	0	7.3E+00	5.9E-01	5.3E+00	-5.1E+01
PENRM	MJ	0	0	0	0	0	0.0E+00	-4.2E+01	0.0E+00	0.0E+00
PENRT	MJ	0	0	0	0	0	7.3E+00	-4.1E+01	5.3E+00	-5.1E+01
SM	kg	0	0	0	0	0	0	0	0	0
SRF	MJ	0	0	0	0	0	4.2E-05	1.9E-05	2.8E-05	-5.7E-02
SNRF	MJ	0	0	0	0	0	0.0E+00	0.0E+00	0.0E+00	0.0E+00
FW	m3	0	0	0	0	0	1.0E-03	3.7E-03	-2.4E-04	-1.6E-01
HWD	kg	0	0	0	0	0	1.1E-02	9.7E-02	2.5E+00	-3.5E-01
NHD	kg	0	0	0	0	0	2.2E-01	1.4E+00	2.6E+00	-2.3E+01
RWD	kg	0	0	0	0	0	2.3E-06	4.7E-07	3.4E-06	-2.7E-04
CRU	kg	0	0	0	0	0	0.0E+00	0.0E+00	0.0E+00	0.0E+00
MFR	kg	0	0	0	0	0	5.5E-05	9.0E-02	5.0E-05	-8.0E-02
MER	kg	0	0	0	0	0	4.7E-07	5.0E-08	3.2E-07	-6.7E-06
EEE	MJ	0	0	0	0	0	1.2E-03	3.9E-04	1.9E-03	-1.6E-01
EET	MJ	0	0	0	0	0	1.8E-03	4.2E-04	4.7E-03	-3.1E+01
RE	MJ	0	0	0	0	0	3.1E-03	8.1E-04	6.7E-03	-3.2E+01

RPEE Renewable primary energy resources used as energy carrier; **RPEM** Renewable primary energy resources used as raw materials; **PERT** Total use of renewable primary energy resources; **NRPE** Nonrenewable primary energy resources used as energy carrier; **NRPM** Nonrenewable primary energy resources used as materials; **PENRT** Total use of non-renewable primary energy resources; **SM** Use of secondary materials; **RSF** Use of renewable secondary fuels; **NRSF** Use of non-renewable secondary fuels; **W** Use of net fresh water. **HW** Hazardous waste disposed; **NHW** Non-hazardous waste disposed; **RW** Radioactive waste disposed. **CR** Components for reuse; **MR** Materials for recycling; **MER** Materials for energy recovery; **EEE** Exported electric energy; **EET** Exported thermal energy.

Information describing the biogenic carbon content at the factory gate

Biogenic carbon content	Unit	Value
Biogenic carbon content in product	kg C	0
Biogenic carbon content in the accompanying packaging	kg C	2.59E-01

Additional requirements

Guarantees of origin from the use of electricity in the manufacturing phase

Where guarantees of origin is applied instead of national production mix – the electricity for the manufacturing process (A3) shall be stated clearly in the EPD per functional unit.

Electricity source	Foreground / core [kWh]	GWP _{total} [kg CO ₂ -eq/kWh]	SUM [kgCO ₂ -eq]
Hydro Electricity, renewable with guarantee of origin, low voltage, Sweden (kWh) - NKT	30.8962	0.00453	0.14
Electricity, low voltage {SE} electricity, low voltage, residual mix EN15804, S	30.8962	0.0657	2.03

The guarantee of origin utilized in this EPD is provided by ACT Commodities BV for the period of 2023-01-01/2023-12-31 for electricity constituted of 100% hydropower. The residual mix is calculated based on statistics from AIB (2023) following the methodology of Grexel (2020).

Additional environmental impact indicators required for construction products

To increase the transparency of biogenic carbon contribution to climate impact, the indicator GWP-IOBC is required as it declares climate impacts calculated according to the principle of instantaneous oxidation. GWP-IOBC is also referred to as GWP-GHG in context to Swedish public procurement legislation.

Parameter	Unit	A1	A2	A3	A4	A5	B1	B2	B3	B4
GWP-IOBC	kg	17.10	0.39	2.38	2.26	0.13	0	0	0	0

Parameter	Unit	B5	B6	B7	C1	C2	C3	C4	D
GWP-IOBC	kg	0	0	0	0	0.52	3.64	0.57	-3.65

GWP-IOBC Global warming potential calculated according to the principle of instantaneous oxidation.

Hazardous substances

The declaration is based upon reference to threshold values and/or test results and/or material safety data sheets provided to EPD verifiers. Documentation available upon request to EPD owner.

- The product contains no substances given by the REACH Candidate list.

Indoor environment






The product meets the specific requirements described in standard HD 629.1 and results in low emissions.

Carbon footprint

While a carbon footprint analysis has not been conducted for the product separately, the results section does include an evaluation of Global Warming Potential (GWP) with such an analysis. The GWP total results presented in this EPD document represents the carbon footprint of the product studied

Bibliography

ISO 14025:2010	Environmental labels and declarations - Type III environmental declarations - Principles and procedures
ISO 14044:2006	Environmental management - Life cycle assessment - Requirements and guidelines
EN 15804:2012+A2:2019	Sustainability of construction works - Environmental product declaration - Core rules for the product category of construction products
ISO 21930:2017	Sustainability in building construction - Environmental declaration of building products
EN 50693:2019	Product category rules for life cycle assessments of electronic and electrical products and systems
AC-25-001	TC Size-E LCA report
HD 629.1	Test requirements on accessories for use on power cables

	Program Operator	tlf	+47 23 08 80 00
	The Norwegian EPD Foundation Post Box 5250 Majorstuen, 0303 Oslo Norway	Fax e-post: web	- post@epd-norge.no www.epd-norge.no
	Publisher	tlf	+47 23 08 80 00
	The Norwegian EPD Foundation Post Box 5250 Majorstuen, 0303 Oslo Norway	Fax e-post: web	- post@epd-norge.no www.epd-norge.no
	Owner of the declaration	tlf	+46 322 774 00
	NKT A/S Matthias Schaber	Fax e-post: web	- Matthias.Schaber@nkt.com www.nkt.com
	Author of the life cycle assessment	tlf	-
	NKT A/S Mahamad Shareef.B & JaswanthNaidu Guntipalli	Fax e-post: web	- MahamadShareef.B@nkt.com JaswanthNaidu.Guntipalli@nkt.com www.nkt.com
	ECO Platform ECO Portal	web web	www.eco-platform.org ECO Portal