


PRODUCT ENVIRONMENTAL PROFILE

Environmental Product Declaration

KABELDON CONNECTOR

ADU 95



REGISTRATION NUMBER ABBG-00315-V01.01-EN	DRAFTING RULES: PCR-ED4-EN-2021 09 06 SUPPLEMENTED BY PSR-0005-ED3-EN-2023 06 06
VERIFIER ACCREDITATION NUMBER VH50	INFORMATION AND REFERENCE DOCUMENTS www.pep-ecopassport.org
DATE OF ISSUE 02-2024	VALIDITY PERIOD 5 years
INDEPENDENT VERIFICATION OF THE DECLARATION AND DATA, IN COMPLIANCE WITH ISO 14025: 2006	
INTERNAL <input type="checkbox"/>	EXTERNAL <input checked="" type="checkbox"/>
THE PCR REVIEW WAS CONDUCTED BY A PANEL OF EXPERTS CHAIRED BY JULIE ORGELET (DDEMAIN)	
PEP ARE COMPLIANT WITH XP C08-100-1 :2016 OR EN 50693:2019	
THE COMPONENTS OF THE PRESENT PEP MAY NOT BE COMPARED WITH COMPONENTS FROM ANY OTHER PROGRAM	
DOCUMENT IN COMPLIANCE WITH ISO 14025: 2006 « ENVIRONMENTAL LABELS AND DECLARATIONS. TYPE III ENVIRONMENTAL DECLARATIONS »	
	
© Copyright 2023 ABB. All rights reserved.	

EPD Owner	ABB Electrification Sweden AB, Kabeldon BOX 531, SE-441 15 Alingsås, Sweden www.abb.com
Manufacturer name and address	ABB Electrification Sweden AB, Kabeldon BOX 531, SE-441 15 Alingsås, Sweden
Company contacts	EPD_ELSP@in.abb.com
Reference product	ADU 95 Connector
Description of the product	ADU 95 is uninsulated connector suitable for connection to ABB Kabeldon bus-bars provide a robust and safe solution with uncompromised lifetime. The connector provides a number of significant benefits such as continuous operation, space saving and fast installation. These benefits are important for achieving low operating cost and high reliability in low voltage distribution systems
Functional unit	Connect N clamping units between 2 or more wires for a rated cross-section S_n , with rated voltage U, rated current I_n , and a voltage drop DU, according to the appropriate use scenario, and for the reference service life of the product of 20 years. IEC Type Rated voltage [V]: 690 Rated current [A]: 250
Other products covered	ADU 95 ADU 300 ADI 95 ADI 300 ADI 3M
Reference lifetime	20 years
Product category	Electrical, Electronic and HVAC-R Products
Use Scenario	Connectors have no significant power loss during use phase.
Geographical representativeness	Raw materials & Manufacturing: [Europe / Global] Assembly: [Italy] Distribution / Use: [Global] specific sales mix EoL: [Global]
Technological representativeness	Materials and processes data are specific for the production of ADU / ADI
LCA Study	This study is based on the LCA study described in the LCA report 2CGC0150
EPD type	Products family declaration
EPD scope	“Cradle to grave”
Year of reported primary data	2022
LCA software	SimaPro 9.5.0.1 (2023)
LCI database	Ecoinvent v3.9 (2023)
LCIA methodology	EN 15804:2012+A2:2019

STATUS	SECURITY LEVEL	PEP ECOPASSPOR REG. NUMBER	DOCUMENT ID.	REV.	LANG.	PAGE
Approved	Public	ABBG-00315-V01.01-EN	2CGC0149	A.002	en	2/20

Contents

ABB Purpose & Embedding Sustainability	4
General Information	4
ADU / ADI product cluster	5
Constituent Materials	6
LCA background information	8
Functional unit and Reference Flow	8
System boundaries and life cycle stages	8
Temporal and geographical boundaries	8
Boundaries in the life cycle.....	9
Data quality.....	9
Environmental impact indicators	9
Allocation rules.....	10
Limitations and simplifications	10
Inventory analysis	11
Environmental impacts	14
Additional environmental information	19
References	20

STATUS	SECURITY LEVEL	PEP ECOPASSPOR REG. NUMBER	DOCUMENT ID.	REV.	LANG.	PAGE
Approved	Public	ABBG-00315-V01.01-EN	2CGC0149	A.002	en	3/20



ABB Purpose & Embedding Sustainability

ABB is a leading global technology company that energizes the transformation of society and industry to achieve a more productive, sustainable future. By connecting software to its electrification, robotics, automation and motion portfolio, ABB pushes the boundaries of technology to drive performance to new levels. With a history of excellence stretching back more than 130 years, ABB's success is driven by about 105 thousand talented employees in over 100 countries.

ABB's Electrification business offers a wide-ranging portfolio of products, digital solutions and services, from substation to socket, enabling safe, smart and sustainable electrification. Offerings encompass digital and connected innovations for low voltage and medium voltage, including EV infrastructure, solar inverters, modular substations, distribution automation, power protection, wiring accessories, switchgear, enclosures, cabling, sensing and control. ABB is committed to continually promoting and embedding sustainability across its operations and value chain, aspiring to become a role model for others to follow. With its ABB Purpose, ABB is focusing on reducing harmful emissions, preserving natural resources and championing ethical and humane behavior.



General Information

ABB Alingsas operates in Sweden. ABB Provides a complete low voltage distribution system consisting of cabinets, busbars, switching devices, connectors and wide range of accessories that support a great variety of customer applications.

- ABB products comply with following EC directive: "Low-Voltage Directives" (LVD) no. 2014/35/EU
- ISO 9001 for quality management
- ISO 14001 for environmental management
- ISO 45001 for the management of the health and safety of employees in the workplace
- ISO 50001 for energy management

Different products produced in ABB Alingsas are

- SLD & SLE Fuse Switch Disconnectors
- CDC Cabinets
- Connectors

Each brand are specific systems which is developed according to standards for different country distribution systems. The primary scope is to deliver a system with high level of safety, simplicity and reliability. Every installer and surrounding environments should be safe during the 40 years of the products lifetime. The products are critical parts of public infrastructure, and continuous operation needs to be secured.

STATUS	SECURITY LEVEL	PEP ECOPASSPOR REG. NUMBER	DOCUMENT ID.	REV.	LANG.	PAGE
Approved	Public	ABBG-00315-V01.01-EN	2CGC0149	A.002	en	4/20

ADU / ADI product cluster

ADU 95 is uninsulated connector suitable for connection to ABB Kabeldon busbars provide a robust and safe solution with uncompromised lifetime. The connector provides a number of significant benefits such as continuous operation, space saving and fast installation. These benefits are important for achieving low operating cost and high reliability in low voltage distribution systems.

The entire system, including busbars, connectors and switches are IP2X classified.

- **ADU 95**

Connector	ADU 95
Rated voltage [V]	690
Rated current [A]	250

Table 1: Technical characteristics of ADU 95 Connector
(Refer Technical catalogue for complete details).



Constituent Materials

ADU / ADI

The representative product is ADU 95 Connector which weighs 0.095 kg including its installed accessories, paper documentation and packaging.

ADU 95				
Materials	Name	IEC 62474 MC	[g]	%
Metals	Steel	M-119	46.4	48.7%
	Aluminum	M-120	39.4	41.4%
	Stainless Steel	M-100	4.0	4.2%
	Cu and Cu Alloys	M-121	2.2	2.4%
Plastics	Polyethylene	M-251	0.3	0.3%
Other	Paper/Cardboard	M-341	2.8	3.0%
Total			95.2	100.0%

Table 2: Weight of materials ADU 95

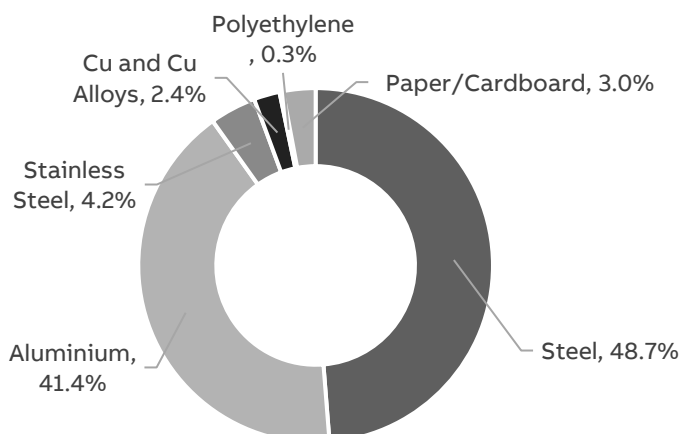


Figure 1: Composition of ADU 95

Packaging weighs 2.85 g, with the following substance composition:

Material	Unit	Total	%
Corrugated Cardboard	g	2.55	2.7%
Polyethylene	g	0.3	0.3%
Total	g	2.85	3.0%

Table 3: Weight of materials ADU 95 - Packaging

No cut-off criteria have been applied to the analysis of the product and its packaging. Additional packaging for semifinished products along the supply chain haven't been considered.

Official declarations LB-DT 17-21D [13] and LB-DT 18-21D [14] states compliance of ABB moulded case circuit breakers and air circuit breakers respectively to RoHS II and REACH regulations; annex 1SDL000571R0 [15] provides exemptions considered for RoHS II while annex 1SDL000572R0 [16] lists REACH substances present in a concentration above 0,1% adding reference to products where involved parts are mounted.

STATUS	SECURITY LEVEL	PEP ECOPASSPOR REG. NUMBER	DOCUMENT ID.	REV.	LANG.	PAGE
Approved	Public	ABBG-00315-V01.01-EN	2CGC0149	A.002	en	7/20



LCA background information

Functional unit and Reference Flow

The functional unit is the reference unit used to quantify the performance of the service delivered by a product to the user. The main purpose of the functional unit is to provide a reference to which inputs and outputs are related in the LCA.

Connect N clamping units between 2 or more wires for a rated cross-section S_n , with rated voltage U, rated current I_n , and a voltage drop DU, according to the appropriate use scenario, and for the reference service life of the product of 20 years.

The Reference Flow of the study is a Connectors (including its packaging and accessories) with mass described in page 6 table 1.

System boundaries and life cycle stages

The life cycle of the Connector, an EEPS (Electronic and Electrical Products and Systems), is a “from cradle to grave” analysis and covers the following main life cycle stages: manufacturing, including the relevant acquisition of raw material, preparation of semi-finished goods, etc. and processing steps; distribution; installation, including the relevant steps for the preparation of the product for use, end-of-life stage, including the necessary steps until final disposal or recovery of the product system.

The following table shows the stages of the product life cycle and the information stages according to EN 50693:2019 [3] for the evaluation of electronic and electrical products and systems.

Manufacturing	Distribution	Installation	Use	End-of-Life (EoL)
Acquisition of raw materials		Installation		Deinstallation
Transport to manufacturing site	Transport to distributor/ logistic center	EoL treatment of generated waste (packaging)	Usage	Collection and transport
Components/parts manufacturing	Transport to place of use		Maintenance	EoL treatment
Assembly				
Packaging				
EoL treatment of generated waste				

Table 4: Phases for the evaluation of construction products according to EN50693:2019 [3].

Temporal and geographical boundaries

The ABB component suppliers are sourced all over the world. All primary data collected are from 2022, which is a representative production year. Secondary data are also representative for this year, as provided by ecoinvent [6].

The selected ecoinvent [6] processes in the LCA model have a global representativeness, due to the unclear origin of each component. In this way, a conservative approach has been adopted.

STATUS	SECURITY LEVEL	PEP ECOPASSPOR REG. NUMBER	DOCUMENT ID.	REV.	LANG.	PAGE
Approved	Public	ABBG-00315-V01.01-EN	2CGC0149	A.002	en	8/20

Boundaries in the life cycle

As indicated in the PCR capital goods such as buildings, machinery, tools and infrastructure, the packaging for internal transport which cannot be allocated directly to the production of the reference product, may be excluded from the system boundary.

Infrastructures, when present, such as processes deriving from the ecoinvent [6] database have not been excluded.

Data quality

In this LCA, both primary and secondary data are used. Site specific foreground data have been provided by ABB. Main data sources are the bill of materials & drawings which are available on the ERP (SAP) & Windchill. For all processes for which primary are not available, generic data originating from the ecoinvent database [6], allocation cut-off by classification, are used. The ecoinvent database available in the SimaPro software [7] is used for the calculations.

The data quality characterized by quantitative and qualitative aspects, is presented in Appendix 1. Each data quality parameter has been rated according to DQR tables from Chapter 7.19.2.2 of the Product Environmental Footprint Guide v.6.3 to give an indication of geography, technology and temporal representativeness.

Environmental impact indicators

The information obtained from the inventory analysis is aggregated according to the effects related to the various environmental issues. According to “PCR-ed4-EN-2021 09 06” and EN 50693 [3] the environmental impact indicators must be determined using the characterization factors and impact assessment methods specified in EN 15804:2012+A2:2019 [8].

PCR-ed4-EN-2021 09 06 and the EN 50693:2019 [3] standard establish four indicators for climate change: Climate change (total) which includes all greenhouse gases; Climate change (fossil fuels); Climate change (biogenic) which includes the emissions and absorption of biogenic carbon dioxide and biogenic carbon stored in the product; Climate change (land use) - land use and land use transformation. Other indicators as per the PCR[1].

STATUS	SECURITY LEVEL	PEP ECOPASSPOR REG. NUMBER	DOCUMENT ID.	REV.	LANG.	PAGE
Approved	Public	ABBG-00315-V01.01-EN	2CGC0149	A.002	en	9/20

Allocation rules

Allocation coefficients are based on the ADU 95 line's occupancy area for electricity and methane consumption as well as the total amount of waste generated by the production line.

The total number of operators was considered for water consumption. All these flows have been allocated and divided by the total number of ADU / ADI Connectors produced in 2022.

Limitations and simplifications

Raw materials life cycle stage includes the extraction of raw materials as well as the transport distances to the manufacturing suppliers. These distances are assumed to be 1000 km as per the PCR. This distance has been added to the one already included in the market processes used for the model, as a result of a conservative choice made by the LCA operators.

Application of grease lubricant on the circuit breakers operating mechanism has been excluded since it is negligible. Surface treatments like galvanizing, tin and silver plating as well as their related transport processes (back and forth from the finishing suppliers) have been considered in the LCA model. Specific phosphate surface treatment, Stearate coating have been excluded by operational choice (mass of the components involved < 0.9% of the final product, thus negligible). Scraps for metal working and plastic processes are included when already defined in ecoinvent[6].

Printed circuit boards (PCB) have been modelled with a representative cluster dataset including: every single component, the unpopulated board as well as the surface mounting technology (SMD) process. For some components with no equivalent on ecoinvent database[6], the dataset "Electronic component, passive, unspecified [GLO] market for | Cut-off, S" was used.

Energy Models

LCA Stage	EN 15804:2012 +A2:2019 module	Energy model	Notes
Raw material extraction and processing	A1-A2	Electricity, {RER} market group for Cut-off Electricity, {GLO} market group for Cut-off	Based on materials and suppliers locations
Manufacturing	A3	Electricity, high voltage {SE} market for Cut-off, U - ABB Mix Sweden	Specific Energy model for ABB Sweden manufacturing plant, 100% renewable
Installation (Packaging EoL)	A5	Electricity, {GLO} market group for Cut-off	
EoL	C1-C4	Electricity, {GLO} market group for Cut-off	

Table 5: Energy models used in each LCA stage

** Please refer the use phase page 14 for further description



Inventory analysis

In this LCA, both primary and secondary data are used. Site specific foreground data have been provided by ABB. For data collection, Bills of Material (BOM) extracted from ABB's internal SAP software were used. They are a list of all the components and assemblies that constitute the finished product, organized by level. Each item is matched with its code, quantity, weight and supplier. The BOMs were then processed, adding material, surface area and other weight data, taken from technical drawings. Finally, the manufacturing process and surface treatment were assigned, according to information provided by R&D personnel. Road distances between the suppliers and ABB were calculated using Google Maps, and marine distances using Distances & Time (Sea rates).

All primary data collected from ABB are from 2022, which was a representative production year. The ecoinvent cut-off by classification system processes [6] are used to represent the LCA model

Due to the large amounts of components in the Connector, raw material inputs have been modelled with data from ecoinvent[6] representing either a European [RER] or Global [RoW] market coverage based on the supplier's location. These datasets are assumed to be representative.

Manufacturing stage

The Kabeldon Connectors are composed of a multitude of components, all of which are made from numerous materials. Most of the inputs to the products' manufacturing stage are already produced component parts.

All the connector components have been modelled according to their specific raw materials and manufacturing processes.

The single use packaging as well as paper documentation are also included in the analysis in the manufacturing stage. ABB receives packaged product from supplier, sorts, repacks and delivers to the customer according to the orders.

The entire supplier's network has been modelled with the calculation of each transportation stage, from the first manufacturing supplier to the next.

The energy mix used for the production phase is representative for ABB production site and includes renewable energy only (Wind).

The complete energy mix has been modeled considering the Energy Certificate from the supplier.

STATUS	SECURITY LEVEL	PEP ECOPASSPOR REG. NUMBER	DOCUMENT ID.	REV.	LANG.	PAGE
Approved	Public	ABBG-00315-V01.01-EN	2CGC0149	A.002	en	11/20

Distribution

The transport distances from ABB manufacturing plant to the distribution centers (regional distribution centers / local sales organizations) have been calculated considering the specific reference products sales mix data from 2022 (SAP ERP sales data as a source).

Reference product distribution is representative of the entire size and equivalent to distribution of other products listed in the extrapolation tables.

The other parameter affecting the environmental impact for this LCA stage is the total mass of the product (including its packaging). Different mass values for each specific configuration covered by this study have been considered in the model.

An additional 1000 kms distance by road has been considered to cover the last distribution stage to the end customer (usage location).

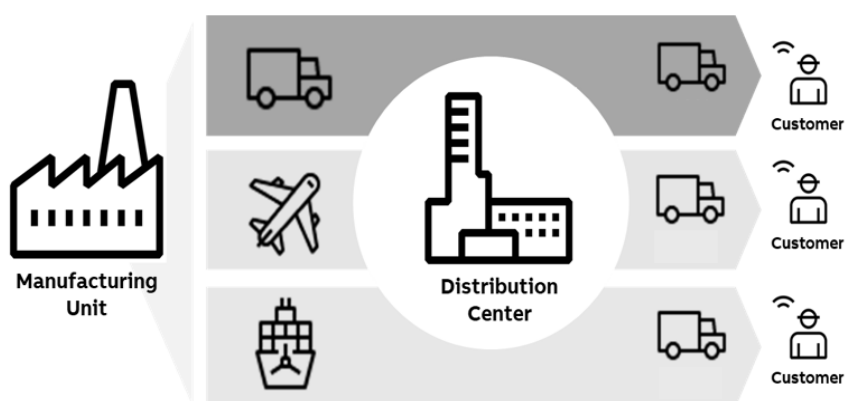


Figure 2: Distribution methodology.

Installation

The installation phase only implies manual activities, and no energy is consumed. This phase also includes the disposal of the packaging of the Connector.

For the disposal of the packaging after application of connector at the end of its life, a transport distance of 1000 km (according to PCR [1]) was assumed. The actual disposal site is unknown and is managed by the customer. The disposal scenario of the packaging was calculated based on the latest Eurostat data (EU-27) available.

STATUS	SECURITY LEVEL	PEP ECOPASSPOR REG. NUMBER	DOCUMENT ID.	REV.	LANG.	PAGE
Approved	Public	ABBG-00315-V01.01-EN	2CGC0149	A.002	en	12/20

Use

Connectors have no power loss during use phase.

End of life

The end-of-life stage is modelled according to PCR [1] and IEC/TR 62635 [9]. The percentages for end-of-life treatments of materials are taken from IEC/TR 62635 [9].

Since no specific data is available, the transport distances from the place of use to the place of disposal are assumed to be 1000 km (local/domestic transport by lorry, according to PCR [1]).

All circuit moving and fixed parts are labelled with WEEE logo.

STATUS	SECURITY LEVEL	PEP ECOPASSPOR REG. NUMBER	DOCUMENT ID.	REV.	LANG.	PAGE
Approved	Public	ABBG-00315-V01.01-EN	2CGC0149	A.002	en	13/20



Environmental impacts

The following table show the environmental impact indicators of the life cycle of a single ADU 95 connector, as indicated by PCR [1] and EN 50693:2019 [3]. The indicators are divided into the contribution of the processes to the different stages (manufacturing, distribution, installation, use and end-of-life).

Impact category	Unit	Total	Manufacturing	Distribution	Installation	Use	End of Life
GWP-total	kg CO2 eq	7.59E-01	7.28E-01	1.45E-02	4.54E-03	0.00E+00	1.21E-02
GWP-fossil	kg CO2 eq	7.40E-01	7.13E-01	1.45E-02	6.05E-04	0.00E+00	1.20E-02
GWP-biogenic	kg CO2 eq	1.81E-02	1.40E-02	1.16E-05	3.94E-03	0.00E+00	1.36E-04
GWP-luluc	kg CO2 eq	1.40E-03	1.38E-03	6.44E-06	2.76E-07	0.00E+00	7.18E-06
ODP	kg CFC11-eq	1.19E-08	1.14E-08	3.04E-10	1.27E-11	0.00E+00	2.24E-10
AP	mol H+ eq	4.97E-03	4.85E-03	6.27E-05	2.49E-06	0.00E+00	5.42E-05
EP-freshwater	kg P eq	3.50E-04	3.47E-04	9.56E-07	4.33E-08	0.00E+00	1.40E-06
EP-marine	kg N eq	8.40E-04	7.97E-04	2.33E-05	1.82E-06	0.00E+00	1.83E-05
EP-terrestrial	mol N eq	8.71E-03	8.26E-03	2.49E-04	9.93E-06	0.00E+00	1.94E-04
POCP	kg NMVOC eq	2.92E-03	2.75E-03	9.12E-05	3.89E-06	0.00E+00	7.01E-05
ADP-m&m	kg Sb eq	3.10E-05	3.10E-05	3.59E-08	1.53E-09	0.00E+00	2.68E-08
ADP-fossil	MJ	8.36E+00	7.98E+00	2.06E-01	8.25E-03	0.00E+00	1.65E-01
WDP	m3 of equiv. depriv.	1.40E-01	1.38E-01	9.44E-04	6.02E-05	0.00E+00	9.31E-04
PENRE	MJ	8.35E+00	7.97E+00	2.06E-01	8.25E-03	0.00E+00	1.65E-01
PENRM	MJ	1.34E-02	1.34E-02	0.00E+00	0.00E+00	0.00E+00	0.00E+00
PENRT	MJ	8.36E+00	7.98E+00	2.06E-01	8.25E-03	0.00E+00	1.65E-01
PERE	MJ	1.54E+00	1.53E+00	2.88E-03	1.31E-04	0.00E+00	4.82E-03
PERM	MJ	4.70E-02	4.70E-02	0.00E+00	0.00E+00	0.00E+00	0.00E+00
PERT	MJ	1.58E+00	1.57E+00	2.88E-03	1.31E-04	0.00E+00	4.82E-03
SM	kg	2.56E-02	2.56E-02	0.00E+00	0.00E+00	0.00E+00	0.00E+00
RSF	MJ	0.00E+00	0.00E+00	0.00E+00	0.00E+00	0.00E+00	0.00E+00
NRSF	MJ	0.00E+00	0.00E+00	0.00E+00	0.00E+00	0.00E+00	0.00E+00
PET	MJ	9.94E+00	9.56E+00	2.09E-01	8.38E-03	0.00E+00	1.70E-01
FW	m3	5.27E-03	5.20E-03	3.11E-05	1.97E-06	0.00E+00	3.21E-05
HWD	kg	1.75E-04	1.73E-04	1.29E-06	5.07E-08	0.00E+00	9.28E-07
N-HWD	kg	2.06E-01	1.71E-01	1.69E-02	1.20E-03	0.00E+00	1.71E-02
RWD	kg	1.37E-05	1.35E-05	5.99E-08	2.67E-09	0.00E+00	8.26E-08
CfR	kg	0.00E+00	0.00E+00	0.00E+00	0.00E+00	0.00E+00	0.00E+00
MfR	kg	1.20E-01	2.77E-02	0.00E+00	4.31E-03	0.00E+00	8.77E-02
MfER	kg	4.80E-04	0.00E+00	0.00E+00	4.53E-04	0.00E+00	2.70E-05
EN	MJ by energy vector	0.00E+00	0.00E+00	0.00E+00	0.00E+00	0.00E+00	0.00E+00
Efp	disease inc.	7.61E-08	7.34E-08	1.37E-09	5.81E-11	0.00E+00	1.23E-09
IrHH	kBq U-235 eq	5.41E-02	5.35E-02	2.48E-04	1.10E-05	0.00E+00	3.39E-04
ETX FW	CTUe	6.65E+00	6.46E+00	1.08E-01	6.99E-03	0.00E+00	8.20E-02
HTX CE	CTUh	1.73E-09	1.72E-09	5.87E-12	2.85E-13	0.00E+00	7.38E-12
HTX N-CE	CTUh	3.16E-08	3.11E-08	1.91E-10	1.08E-11	0.00E+00	3.30E-10
IrLS	Pt	3.58E+00	3.22E+00	1.97E-01	8.42E-03	0.00E+00	1.52E-01

Table 6: Impact indicators for ADU 95

Impact category	Unit	Total
Biogenic Carbon content of the product	kg	3.91E-03
Biogenic Carbon content of the associated packaging	kg	5.18E-04

Table 7: Impact indicators for ADU 95

Environmental impact indicators

GWP-total	Global Warming Potential total (Climate change)
GWP-fossil	Global Warming Potential fossil
GWP-biogenic	Global Warming Potential biogenic
GWP-luluc	Global Warming Potential land use and land use change
ODP	Depletion potential of the stratospheric ozone layer
AP	Acidification potential
EP-freshwater	Eutrophication potential - freshwater compartment
EP-marine	Eutrophication potential - fraction of nutrients reaching marine end compartment
EP-terrestrial	Eutrophication potential -Accumulated Exceedance
POCP	Formation potential of tropospheric ozone
ADP-m&m	Abiotic Depletion for non-fossil resources potential
ADP-fossil	Abiotic Depletion for fossil resources potential, WDP
WDP	Water deprivation potential.

Resource use indicators

PENRE	Use of non-renewable primary energy excluding renewable primary energy resources used as raw material
PENRM	Use of non-renewable primary energy resources used as raw material
PENRT	Total use of non-renewable primary energy resources (primary energy and primary energy resources used as raw materials)
PERE	Use of renewable primary energy excluding non-renewable primary energy resources used as raw material
PERM	Use of renewable primary energy resources used as raw material
PERT	Total use of renewable primary energy resources (primary energy and primary energy resources used as raw materials)
PET	Total use of primary energy during the life cycle

Secondary materials, water and energy resources

SM	Use of secondary materials
RSF	Use of renewable secondary fuels
NRSF	Use of non-renewable secondary fuels
FW	FW: Net use of fresh water

Waste category indicators

HWD	Hazardous waste disposed
N-HWD	Non-hazardous waste disposed
RWD	Radioactive waste disposed

STATUS	SECURITY LEVEL	PEP ECOPASSPOR REG. NUMBER	DOCUMENT ID.	REV.	LANG.	PAGE
Approved	Public	ABBG-00315-V01.01-EN	2CGC0149	A.002	en	15/20

Output flow indicators

MfR	Materials for recycling
MfER	Materials for energy recovery
CfR	Components for Reuse
EN	Exported energy

Other indicators

Efp	Emissions of Fine particles
IrHH	Ionizing radiation, human health
ETX FW	Ecotoxicity, freshwater
HTX CE	Human toxicity, carcinogenic effects
HTX N-CE	Human toxicity, non-carcinogenic effects
IrLS	Impact related to Land use / soil quality

Extrapolation for Homogeneous environmental family

This LCA covers different build configurations than the representative product. All the analyzed configurations have the same main functionality, product standards and manufacturing technology.

The different life cycle stages can be extrapolated to other products of the same homogeneous environmental family by applying a rule of proportionality to the parameters in the following tables, divided by different life cycle stages.

Impact category	GWP-total	GWP-fossil	GWP-biogenic	GWP-luluc	ODP	AP	EP-freshwater	EP-marine	EP-terrestrial	POCP	ADP-minerals & metals	ADP-fossil	WDP
ADU 95	1.00	1.00	1.00	1.00	1.00	1.00	1.00	1.00	1.00	1.00	1.00	1.00	1.00
ADU 300	2.17	2.18	1.81	2.39	2.01	2.54	2.45	2.25	2.29	2.22	2.64	2.14	2.31
ADI 95	1.16	1.16	0.93	1.11	1.71	1.10	1.10	1.13	1.12	1.16	1.02	1.28	1.37
ADI 300	2.54	2.56	1.74	2.59	3.67	2.78	2.69	2.54	2.57	2.60	2.69	2.79	3.18
ADI 3M	4.59	4.61	3.24	4.64	6.36	3.74	3.37	4.29	4.23	4.35	1.94	4.96	4.92

Table 8a: Extrapolation factors for ADU / ADI Connector

Reference product: ADU 95 – Manufacturing

Distribution	Factor
ADU 95	1.00
ADU 300	1.79
ADI 95	1.20
ADI 300	2.20
ADI 3M	3.91

Table 8b: Extrapolation factors for ADU / ADI Connector

Reference product: ADU 95 – Distribution

Product	GWP-total	GWP-fossil	GWP-biogenic	GWP-luluc	ODP	AP	EP-freshwater	EP-marine	EP-terrestrial	POCP	ADP-minerals &	ADP-fossil	WDP
ADU 95	1.00	1.00	1.00	1.00	1.00	1.00	1.00	1.00	1.00	1.00	1.00	1.00	1.00
ADU 300	1.34	1.37	1.57	1.56	1.48	1.39	1.44	1.50	1.45	1.39	1.38	1.27	1.44
ADI 95	1.34	1.37	1.57	1.56	1.48	1.39	1.44	1.50	1.45	1.39	1.38	1.27	1.44
ADI 300	1.51	1.56	1.85	1.84	1.73	1.59	1.67	1.75	1.67	1.59	1.58	1.41	1.67
ADI 3M	1.94	2.04	2.58	2.56	2.35	2.10	2.24	2.39	2.25	2.09	2.07	1.77	2.24

Table 8c: Extrapolation factors ADU / ADI Connector

Reference product ADU 95 – Installation

Impact category	GWP-total	GWP-fossil	GWP-biogenic	GWP-luluc	ODP	AP	EP-freshwater	EP-marine	EP-terrestrial	POCP	ADP-minerals & metals	ADP-fossil	WDP
ADU 95	1.00	1.00	1.00	1.00	1.00	1.00	1.00	1.00	1.00	1.00	1.00	1.00	1.00
ADU 300	1.56	1.48	1.58	1.49	1.49	1.50	1.50	1.51	1.50	1.50	1.49	1.49	1.51
ADI 95	1.56	1.48	1.58	1.49	1.49	1.50	1.50	1.51	1.50	1.50	1.49	1.49	1.51
ADI 300	1.85	1.72	1.87	1.75	1.75	1.75	1.75	1.77	1.75	1.75	1.74	1.74	1.77
ADI 3M	2.57	2.33	2.61	2.39	2.38	2.39	2.39	2.42	2.39	2.40	2.38	2.38	2.43

Table 8d: Extrapolation factors for ADU / ADI Connector
Reference product: ADU 95 – Installation - End of Life



Additional environmental information

According to the waste treatment scenario calculation in Simapro[7], based on the recycling rate in the technical report IEC/TR 62635 Edition 1.0 [9] Table D.6, the following recyclability potentials were calculated. The recyclability potential is calculated based on the product weight (excluding packaging).

	ADU 95
Recyclability potential	95.0%

Table 9: Recyclability potential of ADU 95

References

- [1] PCR “PEP-PCR-ed4-EN-2021_09_06” - Product Category Rules for Electrical, Electronic and HVAC-R Products.
- [2] PSR “PSR-0005-ed3-EN-2023 06 06” - SPECIFIC RULES FOR TERMINAL BLOCKS
- [3] EN 50693:2019 - Product category rules for life cycle assessments of electronic and electrical products and systems
- [4] ISO 14040:2006 - Environmental management -Life cycle assessment - Principles and framework
- [5] ISO 14044:2006 - Environmental management - Life cycle assessment - Requirements and guidelines
- [6] ecoinvent v3.9 (2023). ecoinvent database version 3.9 - (<https://ecoinvent.org/>)
- [7] SimaPro Software version 9.5.0.1 - PRé Sustainability
- [8] UNI EN 15804:2012+A2:2019: Sustainability of constructions - Environmental product declarations (September 2019).
- [9] IEC/TR 62635 - Guidelines for end-of-life information provided by manufacturers and recyclers and for recyclability rate calculation of electrical and electronic equipment - Edition 1.0 2012-10

STATUS	SECURITY LEVEL	PEP ECOPASSPOR REG. NUMBER	DOCUMENT ID.	REV.	LANG.	PAGE
Approved	Public	ABBG-00315-V01.01-EN	2CGC0149	A.002	en	20/20