


Product Environmental Profile

Family technical name: SIXZ1-R 1kV

Family brand name: MXQ Easy™ /IFXI Easy™

Reference product name : MXQ/IFXI EASY 1KV 5G 2,5



742

kg CO₂ eq.

Climate change - total



0,28107

kg Sb eq.

Resource use - minerals & metals (ADPe)



11,1

m³

Net use of fresh water




16371

MJ

Total Primary Energy

The above environmental impacts are "cradle to gate" or "Manufacturing phase" values (A1-A3) for 1km of cable

PEP ecopassport N°:	NXNS-00334-V01.01-EN	Product Category Rules:	PEP-PCR-ed4-EN-2021 09 06
Verifier accreditation N°:	VH08	Product Specific Rules:	PSR-0001-ed4-EN-2022 11 16
Date of publication:	02-2026	Program information & documents:	www.pep-ecopassport.org
		Validity period:	5 years
Independent verification of the declaration and data, in accordance with ISO 14025 : 2006			
Internal <input type="checkbox"/> External <input checked="" type="checkbox"/>			
The PCR critical review was conducted by a panel of experts chaired by Julie Orgelet (Ddemain).			
PEP are compliant with XP C08-100-1 :2016 or EN 50693 The elements of the present PEP cannot be compared with elements from another program.			
Compliant with ISO 14025: 2006 "Environmental labels and declarations - Type III environmental declarations".			

REALIZED BY:

R.Lindqvist

SE-514 81 GRIMSÅS - Sweden

robert.lindqvist@nexans.com

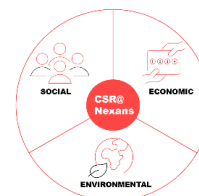
+4632580000

<https://www.nexans.com>



Nexans Corporate Social Responsibility commitment

Corporate Social Responsibility which is the confluence between environmental, economic and social aspects, is an integral part of the Nexans's strategy. Nexans has been supporting the **United Nations Global Compact** since December 2008 and has implemented internal action plans to integrate Sustainable Development at all levels. It includes responsible governance, healthy and safe working environment for employees, reduced global carbon footprint through the **Nexans Carbon Neutrality strategy**.



Reference Product description

MXQ/IFXI EASY 1KV 5G 2,5

The cable may be used for fixed installation indoors and outdoors in air, ground and water.

Products covered:

The aforementioned products belong to the category power transmission wires and cables of the Product Specific Rules (PSR) for Wires, Cables and Accessories (PSR-0001) of the PEP ecopassport® program.

The PEP concern all the products in the range S1XZ1-R 1kV and the reference product of the PEP is MXQ/IFXI EASY 1KV 5G 2,5.

Functional unit:

To transmit energy expressed for 1A over a distance of 1km during 30 years and a 70% use rate, in accordance with the relevant standards, detailed in the data sheet available on our website www.nexans.com.

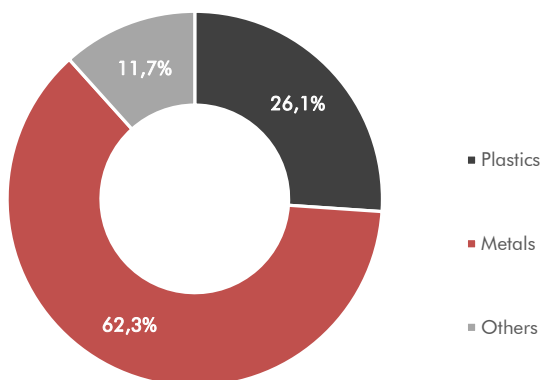
Lifetime and use rate correspond to the Building - Residential / Tertiary / Industrial application as defined in the table given in Appendix 1 of the specific rules for wires, cables and accessories."

This PEP has been drawn up considering the following parameters:

- 1 km for manufacturing, distribution and end-of-life stages
- 1 km and 1 A for the use stage

The potential impact of the use stage shall be calculated by the PEP user considering the real amperage through the product during the use phase by multiplying the impact by the square of the intensity. This PEP is valid in the intensity range taking into account the maximum allowable intensity.

Constituent materials



The total mass of the reference product and packaging is 281,33 kg/km. Constituent materials are distributed as given in the graph.

Nexans has implemented necessary procedures to ensure product compliance with the relevant standards when products are put on the market.



II. LIFE CYCLE ASSESSMENT

Manufacturing



- All the products in the range S1XZ1-R 1kV are manufactured in Sweden.
- The electricity mix model for the manufacturing stage is from Sweden > 1 kV.
- The reference year for the collected LCI is 2025
- All Nexans sites in Sweden have implemented a certified Environmental Management System according to ISO14001 standard.

Packaging designed to reduce environmental impacts:

- Packaging was designed according to the applicable standard (Directive 94/62/EC).
- The packaging considered to transport the reference product is a K7. It is considered to be used 3 times.

Distribution



The transportation scenario for the impact assessment of the distribution stage is local, considering:

- 1000 km covered by truck.

Installation



Installation processes for the reference product are considered out of the scope of the study, according to the Product Specific Rules document for "Wires, Cables and Accessories" from PEP ecopassport® program. Only 5% of product losses and packaging disposal is considered in this stage

Use



The use scenario considers the operation of the reference product in Building - Residential / Tertiary / Industrial, with:

- | | |
|---------------------------------------|---|
| • Reference Lifetime (RLT) = 30 years | • Use rate = 70% |
| • Current intensity (A): 1 | • Cable resistance* (ohm/km): 2,96E+01 |
| • Number of active conductor(s): 4 | *Maximum value at 20°C according to IEC 60228 |

Considering the aforementioned hypotheses, the energy consumption over the RLT at use stage is 5452,57 kWh/km.

This value is calculated for I=1 A. For the effective consumption of the cable installed, multiply the value given by the square of intensity.

- The electricity mix considered at use stage is Sweden ≤ 1 kV.
- No maintenance is necessary to ensure the operation of the cable during the considered reference lifetime.

The reference lifetime mentioned in this PEP corresponds to an average data used for impact calculation, taking into account the average time a cable might be installed in a system before being disposed. **It CANNOT BE considered as an equivalent to the guaranteed product technical lifetime.**

End-of-life



- The transportation scenario chosen for the impact analysis associated with end-of-life stage is 1000 km covered by truck.
- The assumed electricity mix model for end-of-life stage is Sweden ≤ 1 kV.

The cables are recycled through a grinding process for the separation of polymers and metal parts. The separated materials are then assumed to be recycled, incinerated or landfilled according to default scenarios given in the PCR.

If the customer wants to recycle their cables at the end-of-life, Nexans has the know-how of cables recycling at their end-of-life through the structure named Nexans Recycling Services (recycling.services@nexans.com), to offer a complete solution for the recycling of polymers and metals.



III. ENVIRONMENTAL IMPACTS

The reference product MXQ/IFXI EASY 1KV 5G 2,5 belongs to the Product Category Rules (PEP-PCR-ed4-EN-2021 09 06) and Product Specific Rules (PSR-0001-ed4-EN-2022 11 16) from the PEP ecopassport® program. According to the PCR, the life cycle impact assessment of the reference product takes into account manufacturing, distribution, installation, use and end-of-life stages.

All the necessary hypotheses to evaluate the environmental impacts of the reference product lifecycle are presented in the previous sections (electricity mix models, use scenario, etc). The software used to perform the evaluation is EIME 6.3.3-9, with the Nexans-2025-04 database.

Representativeness: the study is representative of cable production in Sweden with a local scenario for distribution. The electricity model for use is Sweden ≤ 1 kV and the model for end-of-life is Sweden ≤ 1 kV.

Impact results for 1000 m of MXQ/IFXI EASY 1KV 5G 2,5

Mandatory indicators:

Environmental indicator/flows	Unit	A1-Raw materials	A2-Transport to manufacturer	A3-Manufacturing process	Total manufacturing A1-A3	A4-Distribution to customer	A5-Installation*	B6-Use** (for 1 A)	C1-C4-End of life	TOTAL (for 1 A)
Climate change - total (GWP)	kg CO ₂ eq.	6,62E+02	7,10E+01	8,24E+00	7,42E+02	1,46E+01	7,54E+01	1,83E+02	9,41E+01	1,11E+03
Climate change - fossil (GWPf)	kg CO ₂ eq.	6,49E+02	7,10E+01	3,34E+01	7,53E+02	1,46E+01	4,66E+01	1,27E+02	9,30E+01	1,04E+03
Climate change - biogenic (GWPb)	kg CO ₂ eq.	6,69E+00	1,03E-04	-2,52E+01	-1,85E+01	5,97E-05	2,85E+01	5,57E+01	1,06E+00	6,68E+01
Climate change - land use & land use change (GWPlu)	kg CO ₂ eq.	6,54E+00	3,80E-05	5,39E-06	6,54E+00	2,21E-05	3,12E-01	0,00E+00	4,40E-05	6,86E+00
Ozone layer depletion (ODP)	kg CFC-11 eq.	5,40E-05	3,62E-07	2,14E-06	5,65E-05	1,77E-07	3,14E-06	3,26E-06	4,93E-06	6,80E-05
Acidification potential of soil and water (AP)	mol H+ eq.	7,13E+00	1,89E+00	4,14E-01	9,44E+00	2,30E-02	5,00E-01	2,78E+00	3,84E-01	1,31E+01
Eutrophication - freshwater (Epf)	kg PO43- eq.	7,64E-03	1,09E-04	5,01E-04	8,25E-03	5,45E-05	4,24E-04	7,33E-03	3,70E-04	1,64E-02
Eutrophication - marine (Epm)	kg N eq.	9,33E-01	4,31E-01	7,36E-02	1,44E+00	4,18E-03	7,82E-02	2,43E-01	5,64E-02	1,82E+00
Eutrophication - terrestrial (Ept)	mol N eq.	1,01E+01	4,72E+00	1,20E+00	1,60E+01	4,59E-02	8,90E-01	1,04E+01	7,95E-01	2,82E+01
Photochemical ozone formation - human health (POCP)	kg NMVOC eq.	2,04E+00	1,22E+00	2,18E-01	3,47E+00	1,48E-02	1,95E-01	5,35E-01	1,90E-01	4,41E+00
Resource use - minerals & metals (ADPe)	kg Sb eq.	2,81E-01	1,06E-05	6,53E-05	2,81E-01	5,21E-06	1,34E-02	8,46E-04	4,60E-05	2,95E-01
Resource use - fossils (ADPf)	MJ	1,15E+04	1,01E+03	2,25E+03	1,47E+04	2,59E+02	9,09E+02	2,91E+04	1,99E+03	4,70E+04
Water use (WU)	m ³ eq.	4,43E+02	1,05E+00	1,34E+01	4,58E+02	5,25E-01	2,30E+01	1,01E+02	1,68E+01	5,99E+02
Use of renewable primary energy excluding renewable primary energy used as raw material	MJ	6,18E+01	2,12E+00	1,10E+03	1,17E+03	8,17E-01	8,04E+01	2,12E+04	3,58E+02	2,28E+04
Use of renewable primary energy used as raw material (PERM)	MJ	0,00E+00	0,00E+00	3,69E+02	3,69E+02	0,00E+00	1,84E+01	0,00E+00	0,00E+00	3,87E+02
Total use of renewable primary energy resources (PERT)	MJ	6,18E+01	2,12E+00	1,47E+03	1,53E+03	8,17E-01	9,88E+01	2,12E+04	3,58E+02	2,32E+04
Non-renewable primary energy excluding non-renewable primary energy resources used as raw material (PENRM)	MJ	7,93E+03	1,01E+03	2,20E+03	1,11E+04	2,59E+02	7,40E+02	2,91E+04	1,99E+03	4,32E+04
Use of non-renewable primary energy resources used as raw materials (PENRM)	MJ	3,64E+03	0,00E+00	5,39E+01	3,69E+03	0,00E+00	1,73E+02	0,00E+00	0,00E+00	3,86E+03
Total use of non-renewable primary energy resources (PENRT)	MJ	1,16E+04	1,01E+03	2,25E+03	1,48E+04	2,59E+02	9,14E+02	2,91E+04	1,99E+03	4,71E+04
Use of secondary material (SM)	kg	0,00E+00	0,00E+00	0,00E+00	0,00E+00	0,00E+00	0,00E+00	0,00E+00	0,00E+00	0,00E+00
Use of renewable secondary fuels (RSF)	MJ	0,00E+00	0,00E+00	0,00E+00	0,00E+00	0,00E+00	0,00E+00	0,00E+00	0,00E+00	0,00E+00
Use of non-renewable secondary fuels (NRSF)	MJ	0,00E+00	0,00E+00	0,00E+00	0,00E+00	0,00E+00	0,00E+00	0,00E+00	0,00E+00	0,00E+00
Net use of fresh water (FW)	m ³	1,07E+01	2,45E-02	3,40E-01	1,11E+01	1,22E-02	5,59E-01	2,36E+00	4,67E-01	1,45E+01
Hazardous waste disposed (HWD)	kg	6,08E+00	1,05E-01	4,90E+00	1,11E+01	6,10E-02	5,09E+00	3,89E+01	1,84E+01	7,36E+01
Non-hazardous waste disposed (NHWD)	kg	9,68E+01	3,69E+00	1,08E+01	1,11E+02	1,35E+00	7,59E+00	1,69E+02	2,10E+01	3,10E+02
Radioactive waste disposed	kg	1,60E-01	2,78E-03	1,57E-03	1,65E-01	1,07E-03	8,45E-03	9,94E-03	4,80E-03	1,89E-01
Components for reuse (CRU)	kg	0,00E+00	0,00E+00	2,00E+01	2,00E+01	0,00E+00	1,00E+00	0,00E+00	0,00E+00	2,10E+01
Materials for recycling (MFR)	kg	0,00E+00	0,00E+00	4,78E+00	4,78E+00	0,00E+00	4,47E+00	0,00E+00	7,51E+01	8,43E+01
Materials for energy recovery (MER)	kg	0,00E+00	0,00E+00	1,68E-01	1,68E-01	0,00E+00	2,36E-01	0,00E+00	4,57E+00	4,97E+00
Exported Energy (EE)	MJ	0,00E+00	0,00E+00	0,00E+00	0,00E+00	0,00E+00	0,00E+00	0,00E+00	0,00E+00	0,00E+00

* Installation stage includes only 5% product losses & packaging disposal. Impacts related to installation processes might be completed by the PEP user.

**Energy losses in use phase are calculated for 1A current intensity, the PEP user must multiply this impact by square of real current intensity

Environmental indicator/flows	Unit	Total
Biogenic carbon content - product (BC-pro)	kg of C	0,00E+00
Biogenic carbon content - packaging (BC-pack)	kg of C	5,11E+00

Biogenic carbon storage is calculated according to the -1/+1 assessment methodology & according to EN 16485.

Optional indicators:

Environmental indicator/flow	Unit	A1-Raw materials	A2-Transport to manufacturer	A3-Manufacturing process	Total A1-A3	A4-Distribution to customer	A5-Installation*	B6-Use** (for 1 A)	C1-C4-End of life	TOTAL (for 1 A)
Total Primary Energy (TPE)	MJ	1,16E+04	1,02E+03	3,72E+03	1,64E+04	2,60E+02	1,01E+03	5,03E+04	2,35E+03	7,02E+04
EF-particulate matter (EF-PM)	Disease occurrence	8,12E-05	9,94E-06	4,06E-06	9,52E-05	1,98E-07	4,89E-06	4,69E-05	3,11E-06	1,50E-04
Ionising radiation, human health (IR)	kg U235 eq.	8,87E+03	9,80E-01	2,20E+02	9,09E+03	5,16E-01	4,39E+02	3,99E+03	8,47E+01	1,36E+04
Ecotoxicity, freshwater (Eco-fw)	CTUe	5,18E+03	7,60E+02	2,49E+02	6,19E+03	4,26E+02	5,06E+02	1,01E+03	1,45E+03	9,58E+03
Human toxicity, cancer (HT-c)	CTUh-c	1,36E-06	5,58E-09	2,74E-07	1,64E-06	2,86E-09	9,11E-08	3,11E-08	2,46E-07	2,01E-06
Human toxicity, non-cancer (HT-nc)	CTUh-nc	2,31E-05	1,09E-07	1,35E-07	2,33E-05	5,45E-08	1,18E-06	1,06E-06	5,72E-07	2,62E-05
Land use (LU)	No dimension	1,35E+03	1,07E-01	2,93E+00	1,35E+03	6,24E-02	6,44E+01	3,98E+01	1,61E+00	1,46E+03

Environmental indicators are calculated according to JRC method - EF3.1.



V. EXTRAPOLATION RULES FOR THE PRODUCT FAMILY MXQ Easy™/IFXI Easy™

General information

The extrapolation rules have been calculated based on the environment impact assessment results of 4 products in the range S1XZ1-R 1kV. The reference product is MXQ/IFXI EASY 1KV 5G 2,5. The weight of reference product is 268 kg/km.

The reference product has 4 active conductor(s) and a resistivity of 29,64 ohm/km.

The extrapolation rules below apply to 1000m of product. In the following sections, the product weight is expressed in kg for 1000m of cable, where applicable.

Extrapolation rules for each life cycle stage

	Life cycle stage	Applicable extrapolation principle	Formula to calculate each environmental indicator	Example: If the product weight is 278 kg/km, each indicator value shall be calculated with:	Mean deviation of extrapolation rule
	A1-Raw materials	Linear variation versus weight	Indicator = a x Cable weight + b	Indicator = (278 x a) + b	2,81%
	A2-Transport to manufacturer	Linear variation versus weight	Indicator = a x Cable weight + b	Indicator = (278 x a) + b	0,96%
	A3-Manufacturing process	Linear variation versus weight	Indicator = a x Cable weight + b	Indicator = (278 x a) + b	9,79%
	A4-Distribution to customer	Linear variation versus weight	Indicator = a x Cable weight + b	Indicator = 278 x a + b.	1,45%
	A5-Installation	Linear variation versus weight	Indicator = a x Cable weight + b	Indicator = 278 x a + b.	8,77%
	B6-Use	Variation versus resistivity ratio	Indicator = (Product Resistivity / Reference product Resistivity) x (Nb of active conductors / Nb of active conductors in the reference product) x Indicator value for Reference Product	Example: If the product resistivity is 1,2 ohm/km & has 1 active conductor, Indicator = (1,2/29,64) x (1/4) x indicator of reference product.	0,00%
	C1-C4-End of life	Linear variation versus weight	Indicator = a x Cable weight + b	Indicator = (278 x a) + b	1,30%

Table to be considered for extrapolation calculations of different life cycle stages:

	A1-Raw materials				A2-Transport to manufacturer		A3-Manufacturing process		A4-Distribution to customer		A5-Installation		C1-C4 End of life	
	a	b	a	b	a	b	a	b	a	b	a	b	a	b
GWP	2,99E+00	-1,43E+02	-	-	2,75E-01	-2,93E+00	1,99E-02	3,56E+00	5,39E-02	3,76E-02	2,95E-01	-6,03E+00	2,90E-01	1,68E+01
GWPf	2,93E+00	-1,40E+02	-	-	2,75E-01	-2,93E+00	1,14E-01	2,02E+00	5,39E-02	3,76E-02	1,93E-01	-5,57E+00	2,86E-01	1,67E+01
GWPb	2,68E-02	-4,42E-01	-	-	3,45E-07	1,07E-05	-9,38E-02	1,83E+00	2,20E-07	1,54E-07	1,01E-01	-3,42E-01	3,45E-03	1,41E-01
GWPlu	3,37E-02	-2,56E+00	-	-	1,27E-07	3,97E-06	1,77E-08	4,68E-07	8,15E-08	5,68E-08	1,61E-03	-1,22E-01	1,32E-07	8,86E-06
ODP	1,42E-07	1,63E-05	-	-	1,26E-09	2,49E-08	7,70E-09	-1,57E-08	6,53E-10	4,56E-10	8,55E-09	8,51E-07	1,40E-08	1,21E-06
AP	3,48E-02	-2,25E+00	-	-	7,86E-03	-2,21E-01	1,21E-03	7,25E-02	8,51E-05	5,93E-05	2,25E-03	-1,09E-01	1,13E-03	8,24E-02
EpF	3,14E-05	-7,73E-04	-	-	3,79E-07	7,94E-06	1,18E-06	1,76E-04	2,01E-07	1,40E-07	1,67E-06	-2,53E-05	1,22E-06	4,50E-05
Epm	4,49E-03	-2,78E-01	-	-	1,79E-03	-5,06E-02	2,37E-04	6,30E-03	1,54E-05	1,08E-05	3,44E-04	-1,48E-02	1,75E-04	9,88E-03
Ept	4,88E-02	-3,04E+00	-	-	1,96E-02	-5,55E-01	3,32E-03	2,67E-01	1,69E-04	1,18E-04	3,84E-03	-1,51E-01	2,50E-03	1,30E-01
POCP	8,83E-03	-3,35E-01	-	-	5,07E-03	-1,42E-01	7,21E-04	1,33E-02	5,47E-05	3,82E-05	7,97E-04	-2,01E-02	5,82E-04	3,53E-02
ADPe	1,45E-03	-1,10E-01	-	-	3,67E-08	7,42E-07	1,89E-07	1,37E-05	1,92E-08	1,34E-08	6,89E-05	-5,22E-03	1,82E-07	-2,91E-06
ADPf	4,92E+01	-1,70E+03	-	-	3,86E+00	-2,22E+01	5,84E+00	6,48E+02	9,56E-01	6,67E-01	3,51E+00	-3,77E+01	6,77E+00	1,80E+02
WU	2,02E+00	-9,75E+01	-	-	3,64E-03	7,69E-02	3,66E-02	3,36E+00	1,94E-03	1,35E-03	1,01E-01	-4,18E+00	4,53E-02	4,80E+00
PÈRE	1,94E-01	1,02E+01	-	-	7,71E-03	5,99E-02	2,08E+00	5,32E+02	3,02E-03	2,10E-03	1,94E-01	2,75E+01	1,24E+00	2,56E+01
PERM	0,00E+00	0,00E+00	-	-	0,00E+00	0,00E+00	1,30E+00	-5,24E+00	0,00E+00	0,00E+00	6,51E-02	-2,62E-01	0,00E+00	0,00E+00
PERT	1,94E-01	1,02E+01	-	-	7,71E-03	5,99E-02	3,38E+00	5,27E+02	3,02E-03	2,10E-03	2,59E-01	2,72E+01	1,24E+00	2,56E+01
PENRE	3,78E+01	-2,23E+03	-	-	3,86E+00	-2,22E+01	5,67E+00	6,44E+02	9,56E-01	6,67E-01	2,96E+00	-6,30E+01	6,77E+00	1,80E+02
PENRM	1,19E+01	4,90E+02	-	-	0,00E+00	0,00E+00	1,71E-01	4,67E+00	0,00E+00	0,00E+00	5,65E-01	2,35E+01	0,00E+00	0,00E+00
PENRT	4,97E+01	-1,74E+03	-	-	3,86E+00	-2,22E+01	5,84E+00	6,48E+02	9,56E-01	6,67E-01	3,53E+00	-3,95E+01	6,77E+00	1,80E+02
SM	0,00E+00	0,00E+00	-	-	0,00E+00	0,00E+00	0,00E+00	0,00E+00	0,00E+00	0,00E+00	0,00E+00	0,00E+00	0,00E+00	0,00E+00
RSF	0,00E+00	0,00E+00	-	-	0,00E+00	0,00E+00	0,00E+00	0,00E+00	0,00E+00	0,00E+00	0,00E+00	0,00E+00	0,00E+00	0,00E+00
NRSF	0,00E+00	0,00E+00	-	-	0,00E+00	0,00E+00	0,00E+00	0,00E+00	0,00E+00	0,00E+00	0,00E+00	0,00E+00	0,00E+00	0,00E+00
FW	4,91E-02	-2,43E+00	-	-	8,48E-05	1,79E-03	9,43E-04	8,12E-02	4,51E-05	3,15E-05	2,47E-03	-1,03E-01	1,23E-03	1,41E-01
HWD	2,64E-02	-1,01E+00	-	-	3,52E-04	1,10E-02	1,63E-02	4,78E-01	2,25E-04	1,57E-04	1,80E-02	5,95E-03	6,32E-02	1,56E+00
NHWD	2,78E-01	2,27E+01	-	-	1,35E-02	7,93E-02	2,35E-02	4,33E+00	5,00E-03	3,49E-03	2,11E-02	1,90E+00	5,82E-02	5,49E+00
RWD	7,92E-04	-5,34E-02	-	-	1,01E-05	7,95E-05	4,85E-06	2,18E-04	3,96E-06	2,76E-06	4,04E-05	-2,47E-03	1,43E-05	9,98E-04
CRU	0,00E+00	0,00E+00	-	-	0,00E+00	0,00E+00	6,94E-02	7,53E-02	0,00E+00	0,00E+00	3,47E-03	3,76E-03	0,00E+00	0,00E+00
MFR	0,00E+00	0,00E+00	-	-	0,00E+00	0,00E+00	1,49E-02	7,92E-01	0,00E+00	0,00E+00	1,12E-02	1,49E+00	1,95E-01	2,34E+01
MER	0,00E+00	0,00E+00	-	-	0,00E+00	0,00E+00	8,65E-04	-6,56E-02	0,00E+00	0,00E+00	6,12E-04	7,37E-02	1,14E-02	1,54E+00
EE	0,00E+00	0,00E+00	-	-	0,00E+00	0,00E+00	0,00E+00	0,00E+00	0,00E+00	0,00E+00	0,00E+00	0,00E+00	0,00E+00	0,00E+00
TPE	4,99E+01	-1,73E+03	-	-	3,87E+00	-2,21E+01	9,22E+00	1,18E+03	9,59E-01	6,69E-01	3,79E+00	-1,23E+01	8,01E+00	2,05E+02
EF-PM	4,03E-07	-2,76E-05	-	-	4,12E-08	-1,13E-06	1,06E-08	1,12E-06	7,30E-10	5,09E-10	2,29E-08	-1,28E-06	9,83E-09	4,84E-07
IR	2,72E+01	1,69E+03	-	-	3,36E-03	8,18E-02	4,53E-01	9,57E+01	1,91E-03	1,33E-03	1,34E+00	8,50E+01	3,07E-01	2,45E+00
Eco-fw	2,29E+01	-9,75E+02	-	-	2,57E+00	7,34E+01	7,66E-01	3,68E+01	1,57E+00	1,10E+00	1,95E+00	-2,56E+01	4,45E+00	2,63E+02
HT-c	6,39E-09	-3,43E-07	-	-	1,92E-11	4,35E-10	1,38E-09	-9,83E-08	1,06E-11	7,36E-12	4,34E-10	-2,53E-08	1,23E-09	-8,69E-08
HT-nc	1,116E-07	-8,14E-06	-	-	3,78E-10	7,98E-09	3,48E-10	3,89E-08	2,01E-10	1,40E-10	5,75E-09	-3,76E-07	1,65E-09	1,35E-07
LU	6,88E+00	-5,10E+02	-	-	3,60E-04	1,12E-02	6,79E-03	1,03E+00	2,30E-04	1,61E-04	3,28E-01	-2,42E+01	4,90E-03	3,02E-01



VI. PRODUCTS COVERED BY THE PEP

The products covered by the given PEP are represented in the below table with a ●

The below table also provides the maximum linear resistance (ohm/km) of core at 20°C in D.C for 30 wires according to the standard IEC 60228 for each cable included in the cable in the family MXQ Easy™/IFXI Easy™.

Section (mm ²)	Resistance (ohm/km)	N° of CONDUCTORS																		
		1	2	3	4	5	6	7	8	9	10	12	14	19	21	24	27	30	37	40
0,5	36																			
0,75	24,5																			
1	18,1																			
1,5	12,1			●		●														
2,5	7,41			●		●														
4	4,61																			
6	3,08																			
10	1,83																			
16	1,15																			
25	0,727																			
35	0,524																			
50	0,387																			
70	0,268																			
95	0,193																			
120	0,153																			
150	0,124																			
185	0,0991																			
240	0,0754																			
300	0,0601																			
400	0,047																			
500	0,0366																			
630	0,0283																			
800	0,0221																			
1000	0,0176																			
1200	0,0151																			
1400	0,0129																			
1600	0,0113																			
1800	0,0101																			
2000	0,009																			
2500	0,0072																			

For all products covered by this PEP, weight (kg/km) of each product & number of active conductors* in the cable are mentioned in the technical datasheet, which can be obtained from the Nexans website.

*Number of active conductors = total number of conductors - neutral conductor (if applicable). If there is no neutral conductor in the cable, the number of active conductors = total number of conductors. The technical datasheet mentions if there is a neutral or not in a given cable.