


# Product Environmental Profile

Reference product name: MQQ 5G 4 750V (S07Z1Z1-R)



7,4E+02

kg CO<sub>2</sub> eq.  
Global Warming



2,0E-01

kg Sb eq.  
Depletion of abiotic  
resources - elements




1,2E+04

m<sup>3</sup>  
Net use of Freshwater



3,2E+04

MJ  
Total use of Primary  
Energy

PEP ecopassport N°:	NXNS-00256-V01.01-EN	Product Category Rules:	PEP-PCR-ed3-EN-2015 04 02
		Product Specific Rules:	PSR-0001-ed3-EN-2015 10 16
Verifier accreditation N°:	VH18	Program information & documents:	<a href="http://www.pep-ecopassport.org">www.pep-ecopassport.org</a>
Date of publication:	12-2022	Validity period:	5 years
Independent verification of the declaration and data, in accordance with ISO 14025 : 2010			
Internal <input type="checkbox"/> External <input checked="" type="checkbox"/>			
The PCR critical review was conducted by a panel of experts chaired by Philippe Osset (Solinnen).			
PEP are compliant with XP C08-100-1 :2016			
The elements of the present PEP cannot be compared with elements from another program.			
Compliant with ISO 14025: 2010 "Environmental labels and declarations - Type III environmental declarations".			

REALIZED BY:

Robert Lindvist  
SE-514 81 GRIMSÅS - Sweden  
[robert.lindqvist@nexans.com](mailto:robert.lindqvist@nexans.com)

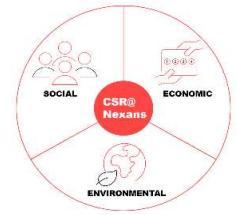
+4632580217

<https://www.nexans.com/csr.html>



### Nexans Corporate Social Responsibility commitment

Corporate Social Responsibility which is the confluence between environmental, economic and social aspects, is an integral part of the Nexans's strategy. Nexans has been supporting the **United Nations Global Compact** since December 2008 and has implemented internal action plans to integrate Sustainable Development at all levels. It includes responsible governance, healthy and safe working environment for employees, reduced global carbon footprint through the **Nexans Carbon Neutrality strategy**.



### Reference Product description

#### MQQ 5G 4 750V (S07Z1Z1-R)

The cable may be used for permanent installation on ladders, directly in walls, concrete, in conduits or ducts. The cable has a small outer diameter and can be pulled i.e. existing pipes as feeder cable to apartments in renovation project. For use indoors and outdoors but not in ground or water. The cable have protection against exposure of UV-light.

#### Product covered:

The aforementioned product belongs to the category Wires, Cables and Accessories of the Product Category Rules (PCR) from the PEP ecopassport® program.

The PEP concerns the product MQQ 5G 4 750V (S07Z1Z1-R).

#### Functional unit:

To transmit energy expressed for 1A over a distance of 1km during 30 years and a 70% use rate, in accordance with the relevant standards, detailed in the data sheet available on our website [www.nexans.com](http://www.nexans.com).

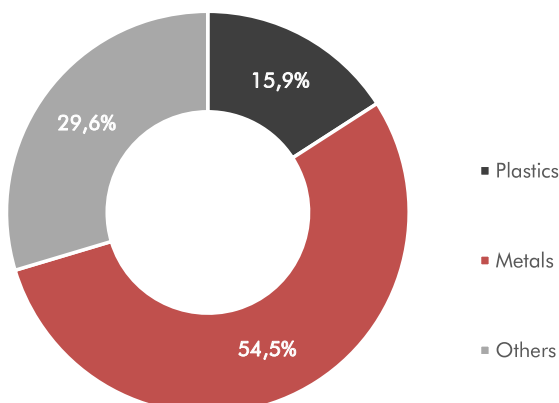
Lifetime and use rate correspond to the Building - Residential / Tertiary / Industrial application as defined in the table given in Appendix 1 of the specific rules for wires, cables and accessories.

This PEP has been drawn up considering the following parameters:

- 1km for manufacturing, distribution and end-of-life stages
- 1km and 1A for the use stage

The potential impact of the use stage shall be calculated by the PEP user considering the real amperage through the product during the use phase by multiplying the impact by the square of the intensity. This PEP is valid in the intensity range taking into account the maximum allowable intensity.

#### Constituent materials



The total mass of the reference product and packaging is 330,77kg/km. Constituent materials are distributed as given in the graph.

Nexans has implemented necessary procedures to ensure product compliance with the relevant standards when products are put on the market.



## II. LIFE CYCLE ASSESSMENT

### Manufacturing



- The reference product is manufactured in Sweden.
- The electricity mix model for the manufacturing stage is Sweden, >1 kV.
- All Nexans sites in Sweden have implemented a certified Environmental Management System according to ISO14001 standard.

#### Packaging designed to reduce environmental impacts:

- Packaging was designed according to the applicable standard (Directive 94/62/EC).
- The packaging considered to transport the reference product is a Wooden drum. It is considered to be used 8 times.
- The considered packaging is a PEFC™ (Program for the Endorsement of Forest Certification) certified wooden drum, ensuring responsible sourcing and sustainable forests management.

### Distribution



The transportation scenario for the impact assessment of the distribution stage is local, considering:

- 1000 km covered by truck.
- 0 km covered by boat.

### Installation



Installation processes for the reference product are considered out of the scope of the study, according to the Product Specific Rules document for "Wires, Cables and Accessories" from PEP ecopassport® program. Only packaging disposal is considered at this stage.

### Use



The use scenario considers the operation of the reference product in Building - Residential / Tertiary / Industrial, with:

- |                                       |  |
|---------------------------------------|--|
| • Reference Lifetime (RLT) = 30 years | • Use rate = 70 %                      |
| • Current intensity (A): 1            | • Cable resistance* (ohm/km): 4,61E+00 |
| • Number of active conductor(s): 3    | (*According to standard IEC 60228)     |

**Considering the aforementioned hypotheses, the energy consumption over the RLT at use stage is 2544,17 kWh/km.**

*This value is calculated for I=1 A. For the effective consumption of the cable installed, multiply the value given by the square of intensity.*

- The electricity mix considered at use stage is Sweden, ≤1 kV.
- No maintenance is necessary to ensure the operation of the cable during the considered reference lifetime.

The reference lifetime mentioned in this PEP corresponds to an average data used for impact calculation, taking into account the average time a cable might be installed in a system before being disposed. **It CANNOT BE considered as an equivalent to the guaranteed product technical lifetime.**

### End-of-life



- The transportation scenario chosen for the impact analysis associated with end-of-life stage is 1000 km covered by truck.
- The assumed electricity mix model for end-of-life stage is Sweden, ≤1 kV.

The cables are recycled through a grinding process for the separation of polymers and metal parts. It was considered that 100% of metals are recycled and 100% of other materials are landfilled.

Nexans has the know-how of cables recycling at their end-of-life through the structure named Nexans Recycling Services (recycling.services@nexans.com), to offer a complete solution for the recycling of polymers and metals.



### III. ENVIRONMENTAL IMPACTS

The reference product MQQ 5G 4 750V (S07Z1Z1-R) belongs to the Product Category Rules (PEP-PCR-ed3-EN-2015 04 02) and Product Specific Rules (PSR-0001-ed3-EN-2015 10 16) from the PEP ecopassport® program. According to the PCR, the life cycle impact assessment of the reference product takes into account manufacturing, distribution, installation, use and end-of-life stages.

All the necessary hypotheses to evaluate the environmental impacts of the reference product lifecycle are presented in the previous sections (electricity mix models, use scenario, etc). The software used to perform the evaluation is EIME 5.9.4, with the Nexans-2021-06 database.

Representativeness: the study is representative of cable production in Sweden with a local scenario for distribution. The electricity model for use is Sweden, ≤1 kV and the model for end-of-life is Sweden, ≤1 kV.

#### Impact results for 1000 m of MQQ 5G 4 750V (S07Z1Z1-R)

##### Mandatory indicators:

Environmental indicator/flows	Unit	Manufacturing	Distribution	Installation*	Use (for 1 A)	End-of-life	TOTAL (for 1 A)
Global Warming	kg CO <sub>2</sub> eq.	5,56E+02	1,82E+01	3,10E-01	1,43E+02	2,47E+01	7,42E+02
Ozone Depletion	kg CFC-11 eq.	1,30E-04	3,69E-08	2,12E-09	1,49E-07	2,22E-07	1,30E-04
Acidification of soil and water	kg SO <sub>2</sub> eq.	2,45E+00	8,18E-02	1,52E-03	4,09E-01	1,03E-01	3,05E+00
Eutrophication	kg PO <sub>4</sub> <sup>3-</sup> eq.	4,13E-01	1,88E-02	1,64E-03	4,99E-02	6,84E-02	5,52E-01
Photochemical Ozone Creation	kg C <sub>2</sub> H <sub>4</sub> eq.	1,95E-01	5,81E-03	1,07E-04	4,00E-02	7,76E-03	2,49E-01
Depletion of abiotic resources - elements	kg Sb eq.	2,02E-01	7,29E-07	1,35E-08	2,77E-04	8,11E-06	2,02E-01
Total use of Primary Energy	MJ	1,21E+04	2,57E+02	4,27E+00	1,93E+04	7,68E+02	3,24E+04
Net use of Freshwater	m <sup>3</sup>	8,08E+02	1,63E-03	9,70E-05	1,13E+04	2,90E+02	1,24E+04

##### Optional indicators:

Environmental indicator/flow complete name	Unit	Manufacturing	Distribution	Installation*	Use (for 1 A)	End-of-life	TOTAL (for 1 A)
Depletion of abiotic resources - fossil fuels	MJ	8,21E+03	2,56E+02	4,14E+00	1,17E+03	2,94E+02	9,93E+03
Water Pollution	m <sup>3</sup>	5,91E+04	2,99E+03	4,80E+01	6,69E+03	3,25E+03	7,21E+04
Air Pollution	m <sup>3</sup>	8,20E+05	7,46E+02	3,92E+01	1,16E+04	2,14E+03	8,34E+05
Use of renewable primary energy, excluding renewable primary energy resources used as raw materials	MJ	1,15E+03	3,43E-01	4,88E-02	7,46E+03	1,94E+02	8,80E+03
Use of renewable primary energy resources as raw materials	MJ	7,50E+01	0,00E+00	0,00E+00	0,00E+00	0,00E+00	7,50E+01
Total use of renewable primary energy resources	MJ	1,23E+03	3,43E-01	4,88E-02	7,46E+03	1,94E+02	8,88E+03
Use of non-renewable primary energy, excluding non-renewable primary energy resources used as raw materials	MJ	8,83E+03	2,57E+02	4,22E+00	1,18E+04	5,74E+02	2,15E+04
Use of non-renewable primary energy resources as raw materials	MJ	2,03E+03	0,00E+00	0,00E+00	0,00E+00	0,00E+00	2,03E+03
Total use of non-renewable primary energy resources	MJ	1,09E+04	2,57E+02	4,22E+00	1,18E+04	5,74E+02	2,35E+04
Use of renewable secondary fuels	MJ	0,00E+00	0,00E+00	0,00E+00	0,00E+00	0,00E+00	0,00E+00
Use of non-renewable secondary fuels	MJ	0,00E+00	0,00E+00	0,00E+00	0,00E+00	0,00E+00	0,00E+00
Use of secondary materials	kg	2,67E+01	0,00E+00	0,00E+00	0,00E+00	0,00E+00	2,67E+01
Hazardous waste disposed	kg	1,86E+04	0,00E+00	1,13E-03	9,13E-01	7,24E-02	1,86E+04
Non-hazardous waste disposed	kg	1,51E+02	6,47E-01	5,14E+00	4,11E+02	1,65E+02	7,33E+02
Radioactive waste disposed	kg	3,90E-01	4,61E-04	2,64E-05	4,39E+00	1,15E-01	4,89E+00
Components for reuse	kg	5,00E+00	0,00E+00	0,00E+00	0,00E+00	0,00E+00	5,00E+00
Exported energy	MJ	0,00E+00	0,00E+00	0,00E+00	0,00E+00	0,00E+00	0,00E+00
Materials for energy recovery	kg	0,00E+00	0,00E+00	0,00E+00	0,00E+00	0,00E+00	0,00E+00
Materials for recycling	kg	1,13E+01	0,00E+00	0,00E+00	0,00E+00	1,80E+02	1,92E+02

\* Installation stage includes only packaging disposal. Impacts related to installation processes might be completed by the PEP user.