

Product Environmental Profile

Terminal block KE61



LEGRAND'S ENVIRONMENTAL COMMITMENTS

- **Incorporate environmental management into our industrial sites**

Of all Legrand sites worldwide, over 85% are ISO 14001-certified (sites belonging to the Group for more than five years).

- **Offer our customers environmentally friendly solutions**

Develop innovative solutions to help our customers design more energy efficient, better managed and more environmentally friendly installations.


- **Involve the environment in product design and provide informations in compliance with ISO 14025**

Reduce the environmental impact of products over their whole life cycle.

Provide our customers with all relevant information (composition, consumption, end of life, etc.).



REFERENCE PRODUCT

Function	Connect 2 clamping units between 2 or more wires for a rated cross-section Cu 2.5-50 mm ² , Al 6-50 mm ² , with rated voltage 800V, rated current Cu 160 A, Al 145 A , and a voltage drop 6,5 mV, according to the appropriate use scenario, and for the reference service life of the product of 20 years.
Reference Product	
	Cat.No KE61
	Terminal block Ensto Clampo Pro



PRODUCTS CONCERNED

The environmental data is representative of the following products:

Catalogue Numbers
<ul style="list-style-type: none"> • KE61, KE61.2, KE61.3

Product Environmental Profile

Terminal block KE61



■ CONSTITUENT MATERIALS

This Reference Product contains no substances prohibited by the regulations applicable at the time of its introduction to the market. It respects the restrictions on use of hazardous substances as defined in the RoHS directive 2011/65/EU amended by delegated directive (EU) 2015/863, and its amendment 2017/2102/EU.

Total weight of Reference Product	0,04 kg (all packaging included)
--	---

Product alone weight 0,03 kg					
Plastics as % of weight		Metals as % of weight		Other as % of weight	
PA	33,4%	Al	37,1%		

Packaging (alone) : 0,01 kg					
PE	2,3%			Wood	16,5%
				Cardboard	10,2%
				Paper	0,5%

Total plastics : 0,01 kg	35,7%	Total metals : 0,02 kg	37,1%	Total others : 0,01 kg	27,2%
---------------------------------	--------------	-------------------------------	--------------	-------------------------------	--------------

At the date of edition of this document, the content of recycled material(s) is :

- Product alone (excluding packaging): 0 % by mass
- I Packaging only: 21 % by mass



■ MANUFACTURE

This Reference Product comes from sites that have received ISO14001 certification.



■ DISTRIBUTION

Products are distributed from logistics centres located with a view to optimize transport efficiency. The Reference Product is therefore transported over an average distance of 3500 km by road from our warehouse to the local point of distribution into the market in Europe.

Packaging is compliant with european directive 2004/12/EU concerning packaging and packaging waste.



■ INSTALLATION

For the installation of the product, only standard tools are needed.



■ USE

Under normal conditions of use, this product requires no servicing, no maintenance or additional products.

Product Environmental Profile

Terminal block KE61



END OF LIFE

The product end of life factors are taken into account during the design phase. Dismantling and sorting of components or materials is made as easy as possible with a view to recycling or failing that, another form of reuse.



ENVIRONMENTAL IMPACTS


The evaluation of environmental impacts examines the stages of the Reference Product life cycle: manufacturing, distribution, installation, use and end of life. It is representative from products marketed and used in Europe, in compliance with the local current standards.

For each phase, the following modelling elements were taken in account:

System Limit	Manufacture A1-A3	Materials and components of the product, all transport for the manufacturing, the packaging and the waste generated by the manufacturing.
	Distribution A4	Transport between the last Group distribution centre and an average delivery point in the sales area.
	Installation A5	The end of life of the packaging.
	Use B1-B7	<ul style="list-style-type: none">Product category: PSR-0005-ed3.1-2023 12 08 - 3.14. - Terminal BlocksUse scenario: 20 years, Load rate = 30 % In, Use rate = 90 % RLEnergy model: Electricity Mix_Low voltage_2018_Europe_EU-27
	End of life C1-C4	The default end of life scenario maximizing the impacts.
D Module		Module D is calculated according to PCR-ed4-EN-2021 09 06 based on the materials recycled and the modelled end-of-life scenario. It expresses the net benefits and burdens beyond the boundaries of the system, and are not to be included in the life cycle totals.
Software and data-base used		EIME V6 and its CODDE-2024-06-11 database

Unless otherwise indicated the modelling energetic mix are those integrated in the data modules used from the aforementioned database.

Legrand Finland Oy
Linnoitustie 11
02600 Espoo - Finland

 Your usual Sales office
www.legrand.fi

Product Environmental Profile

Terminal block KE61



ENVIRONMENTAL IMPACTS


Total life Cycle			Manufacturing	Distribution	Installation	Use ⁽¹⁾			End of life	Module D
			A1-A3	A4	A5	Total B1-B7	B2	B6	C1-C4	
Climate change - total	5,61E+00	kg CO2 eq.	3,29E-01	6,81E-03	4,22E-02	5,22E+00	0	5,22E+00	1,36E-02	-1,01E-01
Climate change - fossil fuels	5,58E+00	kg CO2 eq.	3,33E-01	6,81E-03	1,51E-02	5,21E+00	0	5,21E+00	1,36E-02	-9,41E-02
Climate change - biogenics	3,24E-02	kg CO2 eq.	-4,30E-03	0	2,71E-02	9,60E-03	0	9,60E-03	1,66E-05	-7,12E-03
Climate change - land use and land use transformation	0,00E+00	kg CO2 eq.	0	0	0	0	0	0	0	0,00E+00
Ozone depletion	6,91E-08	kg CFC-11 eq.	4,26E-08	1,05E-11	2,44E-10	2,53E-08	0	2,53E-08	9,87E-10	-1,95E-08
Acidification (AP)	2,91E-02	mole of H+ eq.	2,15E-03	4,32E-05	4,56E-05	2,67E-02	0	2,67E-02	8,16E-05	-8,62E-04
Freshwater eutrophication	1,89E-05	kg P eq.	5,10E-06	2,56E-09	1,01E-07	1,37E-05	0	1,37E-05	7,32E-09	-5,25E-07
Marine aquatic eutrophication	3,57E-03	kg of N eq.	2,63E-04	2,03E-05	1,35E-05	3,26E-03	0	3,26E-03	2,03E-05	-6,65E-05
Terrestrial eutrophication	5,57E-02	mole of N eq.	2,76E-03	2,22E-04	1,42E-04	5,23E-02	0	5,23E-02	2,54E-04	-7,42E-04
Photochemical ozone formation	1,13E-02	kg NMVOC eq.	8,68E-04	5,60E-05	3,25E-05	1,03E-02	0	1,03E-02	6,12E-05	-2,49E-04
Depletion of abiotic resources - elements	2,27E-06	kg Sb eq.	4,19E-07	2,69E-10	5,05E-10	1,85E-06	0	1,85E-06	6,74E-10	-8,16E-09
Depletion of abiotic resources - fossil fuels	1,38E+02	MJ	5,84E+00	9,52E-02	1,45E-01	1,32E+02	0	1,32E+02	2,48E-01	-1,71E+00
Water requirement	4,68E-01	m3 deprivation worldwide eq.	6,66E-02	0*	6,74E-04	4,00E-01	0	4,00E-01	7,85E-04	-2,11E-02
Emission of fine particles	2,34E-07	incidence of diseases	1,80E-08	3,51E-10	3,01E-10	2,15E-07	0	2,15E-07	5,33E-10	-7,23E-09

* Represents less than 0.01% of the total life cycle of the reference flow

⁽¹⁾ For the Use phase and according to the current PCR, the information modules B1, B3, B4, B5 and B7, all having indicator values equal to «0» (zero), are not listed in this table

In accordance with current PCR rules, the environmental indicator values in the «Module D» column must not be summed with the values in the «Total Life Cycle» column

Legrand Finland Oy
Linnoitustie 11
02600 Espoo - Finland

 Your usual Sales office
www.legrand.fi

Product Environmental Profile

Terminal block KE61




Total life Cycle			Manufacturing	Distribution	Installation	Use ⁽¹⁾			End of life	Module D
			A1-A3	A4	A5	Total B1-B7	B2	B6	C1-C4	
Ionizing radiation, human health	8,10E+00	kBq of U235 equiv.	5,91E-01	0*	3,05E-03	7,50E+00	0	7,50E+00	3,38E-03	-5,88E-02
Ecotoxicity (fresh water)	2,90E+02	CTUe	2,80E+02	0*	1,81E-01	9,86E+00	0	9,86E+00	2,73E-01	-5,94E-01
Human toxicity, carcinogenic effects	2,97E-09	CTUh	1,82E-09	0*	4,99E-10	6,56E-10	0	6,56E-10	3,03E-12	3,74E-10
Human toxicity, non-carcinogenic effects	2,71E-08	CTUh	1,12E-08	0*	5,13E-11	1,57E-08	0	1,57E-08	1,31E-10	-4,65E-10
Impacts related to land use/soil quality	1,48E-01	-	3,14E-03	0	1,11E-04	1,44E-01	0	1,44E-01	1,72E-04	0,00E+00
Use of renewable primary energy, excluding renewable primary energy resources used as raw materials	3,51E+01	MJ	2,01E-01	0*	4,21E-02	3,49E+01	0	3,49E+01	9,33E-03	-1,05E-01
Use of renewable primary energy resources used as raw materials	1,81E-01	MJ	1,81E-01	0	0	0	0	0	0	4,28E-02
Total use of renewable primary energy resources (primary energy and primary energy resources used as raw materials)	3,53E+01	MJ	3,82E-01	0*	4,21E-02	3,49E+01	0	3,49E+01	9,33E-03	-6,20E-02
Use of non-renewable primary energy, excluding non-renewable primary energy resources used as raw materials	1,38E+02	MJ	5,36E+00	9,52E-02	1,45E-01	1,32E+02	0	1,32E+02	2,48E-01	-1,71E+00
Use of non-renewable primary energy resources used as raw materials	4,81E-01	MJ	4,81E-01	0	0	0	0	0	0	0,00E+00
Total use of non-renewable primary energy resources (primary energy and primary energy resources used as raw materials)	1,38E+02	MJ	5,84E+00	9,52E-02	1,45E-01	1,32E+02	0	1,32E+02	2,48E-01	-1,71E+00
Use of secondary materials	2,38E-03	kg	2,38E-03	0	0	0	0	0	0	0,00E+00

* Represents less than 0.01% of the total life cycle of the reference flow

⁽¹⁾ For the Use phase and according to the current PCR, the information modules B1, B3, B4, B5 and B7, all having indicator values equal to «0» (zero), are not listed in this table

In accordance with current PCR rules, the environmental indicator values in the «Module D» column must not be summed with the values in the «Total Life Cycle» column

Legrand Finland Oy
Linnoitustie 11
02600 Espoo - Finland

 Your usual Sales office
www.legrand.fi

Product Environmental Profile

Terminal block KE61



Total life Cycle			Manufacturing	Distribution	Installation	Use ⁽¹⁾			End of life	Module D
			A1-A3	A4	A5	Total B1-B7	B2	B6	C1-C4	
Use of renewable secondary fuels	0,00E+00	MJ	0	0	0	0	0	0	0	0,00E+00
Use of non-renewable secondary fuels	0,00E+00	MJ	0	0	0	0	0	0	0	0,00E+00
Net use of fresh water	1,10E-02	m3	1,55E-03	0*	1,89E-05	9,39E-03	0	9,39E-03	2,23E-05	-4,92E-04
Hazardous waste disposed of	3,02E-01	kg	3,24E-02	0	5,21E-03	2,29E-01	0	2,29E-01	3,60E-02	-1,09E-02
Non-hazardous waste disposed of	1,46E+00	kg	5,73E-01	2,39E-04	5,61E-03	8,81E-01	0	8,81E-01	2,25E-03	-2,47E-01
Radioactive waste disposed of	6,25E-04	kg	4,21E-04	1,71E-07	6,73E-07	2,02E-04	0	2,02E-04	7,59E-07	-1,99E-04
Components for re-use	0,00E+00	kg	0	0	0	0	0	0	0	0,00E+00
Materials for recycling	1,55E-02	kg	3,20E-03	0	2,33E-03	0	0	0	1,00E-02	0,00E+00
Materials for energy recovery	0,00E+00	kg	0	0	0	0	0	0	0	0,00E+00
Exported energy	2,31E-03	MJ by energy vector	0	0	2,31E-03	0	0	0	0	0,00E+00
Total use of primary energy during the life cycle	1,73E+02	MJ	6,23E+00	9,53E-02	1,87E-01	1,67E+02	0	1,67E+02	2,58E-01	-1,77E+00
Biogenic carbon content of the product	0,00E+00	kg of C.	0	0	0	0	0	0	0	0,00E+00
Biogenic carbon content of the associated packaging	4,35E-03	kg of C.	4,35E-03	0	2,28E-06	0	0	0	0	1,01E-03

* Represents less than 0.01% of the total life cycle of the reference flow

⁽¹⁾ For the Use phase and according to the current PCR, the information modules B1, B3, B4, B5 and B7, all having indicator values equal to «0» (zero), are not listed in this table

In accordance with current PCR rules, the environmental indicator values in the «Module D» column must not be summed with the values in the «Total Life Cycle» column

Product Environmental Profile

Terminal block KE61



ENVIRONMENTAL IMPACTS

For products covered by the PEP other than the Reference Product, the environmental impacts of each phase of the lifecycle are obtained by adopting the following coefficients.

References	Designation	coef to apply per phase of the life cycle					
		total Life Cycle	Manufacturing [A1-A3]	Distribution [A4]	Installation [A5]	Use [B1-B7]	End of life [C1-C4]
KE61	Terminal block Ensto Clampo Pro 1-pole, grey, Al 6-50 mm ² , Cu 2.5-50 mm ²	1,00	1,00	1,00	1,00	1,00	1,00
KE61.2	Terminal block Ensto Clampo Pro 1-pole, blue, Al 6-50 mm ² , Cu 2.5-50 mm ²	1,00	1,00	1,00	1,00	1,00	1,00
KE61.3	Terminal block Ensto Clampo Pro 1-pole, yellow/green, Al 6-50 mm ² , Cu 2.5-50 mm ²	1,00	1,00	1,00	1,00	1,00	1,00

Registration number: LGRP-01853-V01.01-EN	Drafting rules: PEP-PCR-ed4-EN-2021 09 06 Supplemented by PSR-0005-ed3-EN-2023 06 06
Verifier accreditation N°: VH23	Information and reference documents: www.pep-ecopassport.org
Date of issue: 10-2024	Validity period: 5 years
Independent verification of the declaration and data, in compliance with ISO 14025 : 2006	
Internal <input checked="" type="checkbox"/> External <input type="checkbox"/>	
The PCR review was conducted by a panel of experts chaired by Julie ORGELET (DDemain)	
PEP are compliant with XP C08-100-1 :2016 or EN 50693 :2019	
The elements of the present PEP cannot be compared with elements from another program	
Document in compliance with ISO 14025 : 2006: «Environmental labels and declarations. Type III environmental declarations»	

Environmental data in alignment with EN 15804: 2012 + A2 : 2019